

# REPUBLIC OF SLOVENIA

## Investor Presentation



November 2024



Ministry of Finance  
Republic of Slovenia



# Disclaimer

By reading these presentation slides, you agree to be bound by the following limitations:

The information in this document has been prepared by and is the sole responsibility of the Republic of Slovenia (acting through its Ministry of Finance) (the "Issuer") solely for the purposes of investor education. It has not been approved or endorsed by any dealer or manager retained by the Issuer.

## **NOT FOR DISTRIBUTION IN THE UNITED STATES, AUSTRALIA, CANADA OR JAPAN**

Neither this presentation nor any copy of it may be taken or transmitted into, or distributed, directly or indirectly in, the United States of America, its territories or possessions, any State of the United States or the District of Columbia (where "possessions" include Puerto Rico, the U.S. Virgin Islands, Guam, American Samoa, Wake Island and the Northern Mariana Islands). Any offering of securities may not be offered or sold in the United States absent registration or an exemption from registration. The Issuer has not registered and does not intend to register any securities that may be described herein in the United States or to conduct a public offering of any securities in the United States. Any failure to comply with these restrictions may constitute a violation of United States securities laws. The distribution of this document in other jurisdictions may also be restricted by law, and persons into whose possession this document comes should inform themselves about, and observe, any such restrictions.

This presentation may be consulted or distributed, only by qualified institutional investors other than individuals and to whom such access is not restricted by the laws of any jurisdiction.

This document does not constitute an offer or invitation to sell, or a solicitation of an offer to buy, any securities, and nothing contained herein shall form the basis of any contract or commitment whatsoever. No reliance may be placed for any purposes whatsoever on the information contained in this presentation or any materials discussed verbally, or on its completeness, accuracy or fairness.

This document and its contents are strictly confidential and are being provided to you solely for your information and may not be retransmitted, further distributed to any other person or published, in whole or in part, by any medium or in any form for any purpose. The opinions presented herein are based on general information gathered at the time of writing and are subject to change without notice.

The communication of this document as a financial promotion is only being made to those persons falling within Article 12, Article 19(5) or Article 49(2)(a) to (d) of the Financial Services and Markets Act 2000 (Financial Promotion) Order 2005, or to other persons to whom this document may otherwise be distributed without contravention of section 21 of the Financial Services and Markets Act 2000, or any person to whom it may otherwise lawfully be made (all such persons being referred to as "relevant persons"). This communication is being directed only at relevant persons having professional experience in matters relating to investments and any investment or investment activity to which this communication relates will be engaged in only with relevant persons. Any person who is not a relevant person should not act or rely on this document or any of its contents. This document is not intended for distribution to and must not be passed on to any retail client.

NO ACTION HAS BEEN MADE OR WILL BE TAKEN THAT WOULD PERMIT A PUBLIC OFFERING OF ANY SECURITIES THAT MAY BE DESCRIBED HEREIN IN ANY JURISDICTION IN WHICH ACTION FOR THAT PURPOSE IS REQUIRED. NO OFFERS, SALES, REALES OR DELIVERY OF ANY SECURITIES THAT MAY BE DESCRIBED HEREIN OR DISTRIBUTION OF ANY OFFERING MATERIAL RELATING TO ANY SUCH SECURITIES MAY BE MADE IN OR FROM ANY JURISDICTION EXCEPT IN CIRCUMSTANCES WHICH WILL RESULT IN COMPLIANCE WITH ANY APPLICABLE LAWS AND REGULATIONS.

THIS DOCUMENT DOES NOT DISCLOSE ALL THE RISKS AND OTHER SIGNIFICANT ISSUES RELATED TO AN INVESTMENT IN ANY SECURITIES/TRANSACTION DESCRIBED HEREIN. PRIOR TO TRANSACTING, POTENTIAL INVESTORS SHOULD ENSURE THAT THEY FULLY UNDERSTAND THE TERMS OF ANY SECURITIES/TRANSACTION AND ANY APPLICABLE RISKS. THIS DOCUMENT IS NOT A PROSPECTUS FOR ANY SECURITIES DESCRIBED HEREIN. INVESTORS SHOULD ONLY SUBSCRIBE FOR ANY TRANSFERABLE SECURITIES DESCRIBED HEREIN ON THE BASIS OF INFORMATION IN THE OFFERING CIRCULAR AND NOT ON THE BASIS OF ANY INFORMATION PROVIDED HEREIN. INVESTORS AND PROSPECTIVE INVESTORS IN THE SECURITIES OF THE ISSUER ARE REQUIRED TO MAKE THEIR OWN INDEPENDENT INVESTIGATION AND APPRAISAL OF THE FINANCIAL CONDITION OF THE ISSUER AND THE NATURE OF THE SECURITIES. INVESTORS IN ANY SECURITIES OF THE ISSUER ARE STRONGLY ADVISED TO SEEK THEIR OWN INDEPENDENT ADVICE IN RELATION TO ANY INVESTMENT, FINANCIAL, LEGAL, TAX, ACCOUNTING OR REGULATORY ISSUES. THIS PRESENTATION DOES NOT CONSTITUTE A RECOMMENDATION REGARDING THE SECURITIES OF THE ISSUER.

This presentation may contain statements about future events and expectations that are "forward-looking statements". Such statements typically contain the words "anticipate", "believe", "intend", "estimate", "expect", "will", "may", "project", "plan" and words of similar meaning. All statements included in this presentation, other than statements of historical facts, including, without limitation, those regarding financial position, business strategy, plans and objectives of management for future operations (including development plans and objectives) are forward-looking statements. Such forward-looking statements involve known and unknown risks, uncertainties and other important factors that could cause actual results, performance or achievements to be materially different from future results, performance or achievements expressed or implied by such forward-looking statements. Such forward-looking statements are based on numerous assumptions regarding present and future business strategies and the relevant future business environment. None of the future projections, expectations, estimates or prospects in this presentation should be taken as forecasts or promises nor should they be taken as implying any indication, assurance or guarantee that the assumptions on which such projections, expectations, estimates or prospects have been prepared are correct or exhaustive, or, in the case of the assumptions, fully stated in the presentation. These forward-looking statements speak only as of the date of this presentation and the Issuer expressly disclaims to the fullest extent permitted by law any obligation or undertaking to disseminate any updates or revisions to any forward-looking statements contained herein to reflect any change in expectations with regard thereto or any change in events, conditions or circumstances on which any such statement is based. Nothing in the foregoing is intended to or shall exclude any liability for, or remedy in respect of, fraudulent misrepresentation.





# Agenda

---

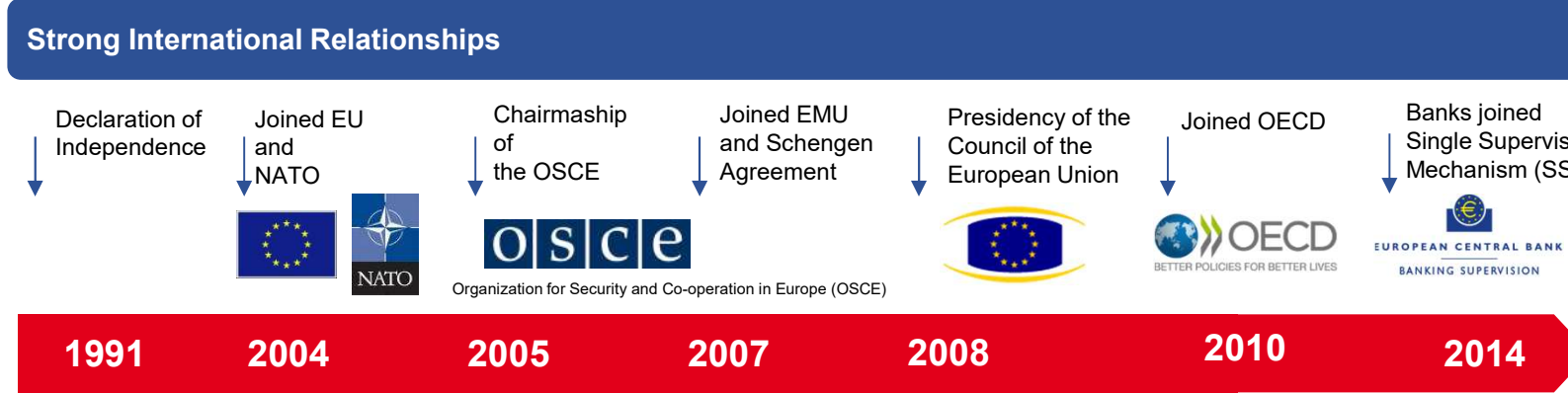

- **Country Overview**
- Government Accounts
- Business Environment and Robust Banking System
- Economic Performance
- Debt Profile Characteristics
- Recovery and Resilience Plan
- Sustainability Bond Framework
- Inaugural digital bond





# Slovenia: Member of the EU, NATO, EMU, OECD

| Key Facts              |  |
|------------------------|--|
| Location               | ▪ Borders Austria, Italy, Hungary, Croatia and the Adriatic Sea  |
| Territory              | ▪ 20,271 km <sup>2</sup> (1)   |
| Population             | ▪ 2.12 million (April 1, 2024) <sup>(1)</sup>  |
| GDP per capita in PPPs | ▪ 91% of EU-27 average (2023); (Slovakia 73%, Portugal 80%, Poland 79%, Hungary 75%, Estonia 82%) <sup>(2)</sup> |



- Slovenia is a parliamentary republic
- Joined the EU in 2004 and adopted the Euro in 2007 as the first among new member countries. Slovenia is also part of Schengen, EEA and EFTA
- The Prime Minister of the Republic of Slovenia appointed in June 2022 was Dr. Robert Golob and the new President elected in November 2022 was Nataša Pirc Musar

1. Source: Statistical Office of the Republic of Slovenia (SORS), 29.11.2024  
2. Source: Eurostat, 29.11.2024





# Slovenia: Highlights

## Key Data

- **GDP growth in Q3/Q-1 (2024):** **1.0%** (0.9% EA-20 and 1.0% EU-27)<sup>(1)</sup>
- **General Government balance in 2023:** **-2.6% of GDP**<sup>(2)</sup> (-3.0% in 2022)<sup>(1)</sup>
- **General Government debt in 2023:** **68.4% of GDP**<sup>(2)</sup> (72.6% in 2022)<sup>(1)</sup>
- **Capital adequacy ratio 06/2024:** **20.2% (CET1 17.5%)**<sup>(3)</sup>
- **NPE ratio 09/2024:** **1.0%**<sup>(3)</sup>

## Macro-Economic Strengths

- **Export-driven economy** with value-added export goods
- **Balance of Payments, Current Account Balance** 5.3% of GDP end of 3q2024 (4.8% of GDP in 3q2023)<sup>(5)</sup>
- **Unemployment rate (ILO) at 3.4% end 09/2024** (well below EA-20 average of 6.3%)<sup>(1)</sup>
- **One of the lowest private sector debt in EA-20** (non-consolidated of 63.7% of GDP in 2023)<sup>(1)</sup>
- **One of the lowest gross Household Debt-to-Income Ratio** of 41.3% in 2022 (EA average of 87.0%)<sup>(1)</sup>
- **Gross national savings** of 25.5% of GDP in 2023<sup>(4)</sup>

## Prudent Debt Management

- **Treasury Directorate was awarded the title of "Sovereign Risk Manager" of the Year 2017** by the Risk magazine, London
- **Established yield curve in Euro Debt Capital Markets** and efforts to expand presence across currencies
- **Effective prefinancing strategy and proactive duration management**
- **Diversified investor base**
- **USD, JPY liabilities fully hedged back into EUR**
- **Strong debt affordability and ample liquidity buffers**

1. Source: SORS, Eurostat, 29.11.2024  
2. Source: SORS, 29.11.2024  
3. Source: Bank of Slovenia, Monthly report on bank performance, 29.11.2024  
4. Source: Eurostat, Non-financial transactions - quarterly data, 29.11.2024





# Key Policy Reforms Implemented

- 1 Pension System Reform**

Pension reform enhanced sustainability of public finances. The average age of retirement is continuously increasing. The average age of women upon retirement in 2023 was 61 years and 8 months (3 years and 2 months higher than in 2013). For men, the average age in 2023 rose to 62 years and 9 months (1 year and 10 months higher than in 2013). The effects of the pension reform from 2013, resulted in the change of growth rates of the average number of old-age pensioners decreasing from 4.0 per cent. in 2012 to 2.0 per cent. in 2023
- 2 Labour Market Reform**

Labour market reform streamlined employment protection, labour market flexibility, reduced labour market segmentation and equalized labour cost for people under 30
- 3 Privatisation**

State Asset Management Strategy being implemented by Slovenian Sovereign Holding
- 4 Strengthened Banking System**

Well-capitalized banking system. Stark reduction in non-performing loans ratio since 2013. Nova KBM d.d., NLB d.d. and Abanka d.d. (merged into Nova KBM d.d.) privatized. The new Banking Act adopted in 2021 relating to capital requirements and regulation of financial holding, remuneration and audit power. In November 2023 introduced amendment to the requirement to maintain a systematic risk buffer (syRB), in December a positive neutral CCyB set at 1%
- 5 Bank Asset Management Company**

Bank Asset Management Company (BAMC) restructured viable enterprises and ceased operations end of 2022. The SSH is the legal successor of the BAMC as of January 1, 2023
- 6 Fiscal rule and Council**

Constitutionally mandated balanced budget in place since 2013. Fiscal Rule bylaw in place since July 2015. The Fiscal Council has been in operation since 2017. In February 2018, Parliament adopted amendments to the Public Finance Act, including final implementing rules for prudent fiscal planning in accordance with the Fiscal Rule Act



# Disastrous floods in August 2023

*The severe flooding that hit Slovenia on August 4 was described as the worst natural disaster since independence. The government took swift action to accelerate flood relief to help people and economy.*

## First Flood Relief Measures

- Two-stage approach: first emergency law, then systematic measures (Reconstruction Act\*\*) aimed at long-term mitigation and prevention of similar disasters.
- First intervention measures adopted by amending the Natural Disaster Recovery Act
- Emergency law\* brings new intervention measures for reconstruction and aid
- A revised 2023 state budget to get flood relief funding underway

## EU Funding

- €100m from the EU Solidarity Fund for 2023, and €328m for 2024-2025)
- Slovenia may also tap NGEU recovery fund and reprogramming of its cohesion funds
- For long- and medium-term reconstruction RRP and other sources

## Slovenia Reconstruction Fund

- National fund for financing reconstruction set up according to emergency law
- A special facility will pool together various types of finance, from budget allocations to EU funds and special contributions levied on business and households and other sources

## Post-flood Reconstruction

- Not only focus on the acute damage caused by recent floods but interdisciplinary in nature achieving future-proof vulnerable infrastructure
- Taking into account the realities of climate change

\* Act Determining the Intervention Measures to Remedy the Consequences of the Floods and Landslides in August 2023

\*\*Act on Reconstruction, Development, and the Provision of Financial Resources (adopted in December 2023)





# One-off floods relief measures and Fiscal Effects 2023-2024

*In 2023, 0.7% of GDP was spent on emergency measures.  
Most of the emergency measures have already been completed, but major renovation and flood protection projects will take years to complete*

## Fiscal Effects of One-off Measures (% of GDP)

|       |     |
|-------|-----|
| 2023  | 0.7 |
| E2024 | 1.0 |

Reconstruction focuses on improving and modernizing infrastructure to be resistant to the future climate risks and on supporting those affected by the floods

## Assigned Revenue of the Reconstruction Fund

**Temporary Measures** to Provide Financial Resources\*:

- temporary increase of **corporate income tax** by 3 percentage points to 22% (2024-2028)
- **new temporary tax on the profits of banks and credit institutions** (2024-2028)
- **temporary use of net and available profit** of the Slovenian Sovereign Holding (SSH)

The tax reform aimed to boost state revenue to fund reconstruction for regions hit by the August 2023 floods.

\*According to the Act on Reconstruction, Development, and the Provision of Financial Resources (adopted in December 2023)







## Energy Measures and Estimated Fiscal Effects 2022-2024

*The measures amount to a total of around 1% of GDP in 2023. The minimum scope of the measures is planned for 2024, less than 0.2% of GDP*

### Most Important Measures in 2024

- Subsidies for the economy and to cover the price difference for gas and electricity traders (liabilities from previous years)
- Expansion of natural gas price regulation, specifically for households
- Set electricity prices with 10% consumption at market rates to encourage efficient energy use and implement multi-tariff billing based on different time blocks (i.e. within the day and during the year) → **green transition targets**

### Fiscal Effects of Energy Measures\* (% of GDP)

|           |      |
|-----------|------|
| 2022-2023 | 1.7  |
| E2024     | 0.2% |

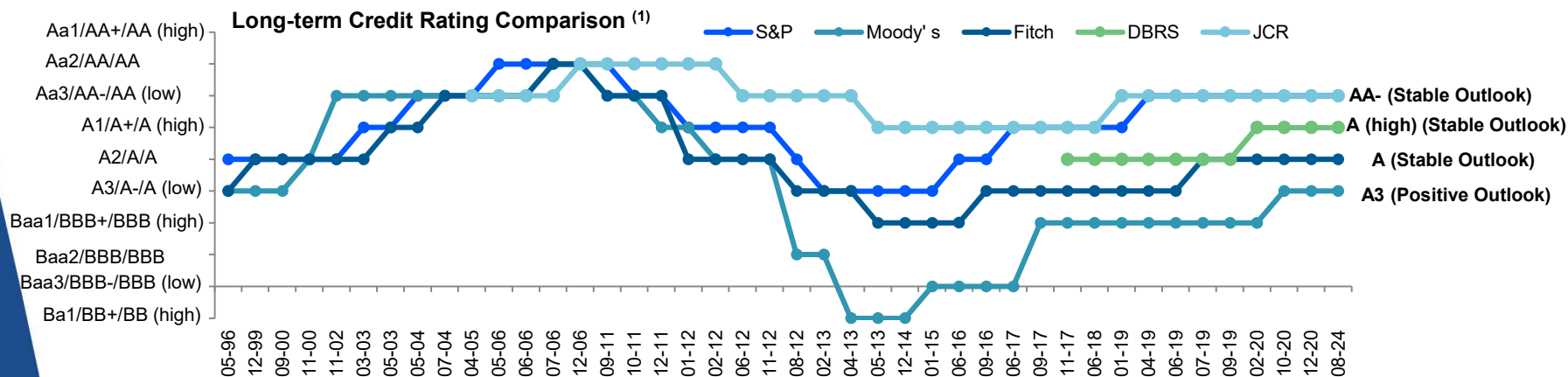
\* Measures related to the energy crisis and high energy costs

After 2023, energy measures are gradually being phased out





# Slovenia Sovereign Rating



## Credit Strengths<sup>(2)</sup>

- Existing fiscal and external buffers, following years of robust growth, are expected to allow Slovenia to weather the external shocks
- High debt affordability, strong debt management and large liquidity buffers
- High levels of income per-capita, strong external position, EU and EMU membership

## Credit Challenges<sup>(1)</sup>

- Occasionally slow progress in implementing structural reforms related to population ageing
- Elevated government debt ratio compared to peers

| Sovereign <sup>(3)</sup> | S&P  | Fitch | Moody's |
|--------------------------|------|-------|---------|
| Germany                  | AAA  | AAA   | Aaa     |
| Austria                  | AA+  | AA+   | Aa1     |
| Ireland                  | AA   | AA    | Aa3     |
| Czech Republic           | AA-  | AA-   | Aa3     |
| Slovenia                 | AA-  | A     | A3      |
| Estonia                  | A+   | A+    | A1      |
| Slovakia                 | A+   | A-    | A2      |
| Lithuania                | A    | A     | A2      |
| Latvia                   | A    | A-    | A3      |
| Spain                    | A    | A-    | Baa1    |
| Poland                   | A-   | A-    | A2      |
| Portugal                 | A-   | A-    | A3      |
| Croatia                  | A-   | A-    | A3      |
| Italy                    | BBB  | BBB   | Baa3    |
| Cyprus                   | BBB+ | BBB+  | A3      |
| Hungary                  | BBB- | BBB   | Baa2    |
| Serbia                   | BBB- | BB+   | Ba2     |

1. Source: Moody's, S&P, Fitch, DBRS, JCR, 29.11.2024  
 2. Source: Selected drivers highlighted by rating agencies: S&P, Moody's and Fitch, 29.11.2024  
 Source: Current credit ratings, Bloomberg, 29.11.2024



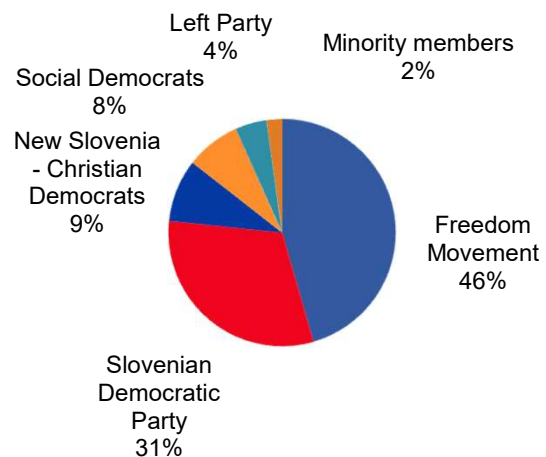


# Political Leadership

## Composition of the Government

- The 15<sup>th</sup> Government of the Republic of Slovenia, led by Dr. Robert Golob, was appointed by the National Assembly on June 1, 2022
- The 15<sup>th</sup> Government consists of the Freedom Movement, the Social Democrats and the Left Party
- Parliamentary elections were held in Slovenia on the April 24, 2022. The Freedom Movement won 41 seats in parliament, the Social Democrats 7, and the Left Party 5. coalition has 53 seats out of 90

## Distribution of Seats at the National Assembly



## Key Regular Election Dates

Parliamentary Election (April)

Local Election (November)  
*Mayors & Municipal Councils*

2026

Months

|     |     |     |
|-----|-----|-----|
| Jan | Feb | Mar |
| Apr | May | Jun |
| Jul | Aug | Sep |
| Oct | Nov | Dec |

Presidential Election (October)

2027

Months

|     |     |     |
|-----|-----|-----|
| Jan | Feb | Mar |
| Apr | May | Jun |
| Jul | Aug | Sep |
| Oct | Nov | Dec |





# Government's Policy Agenda

## Key Priorities

### Goals

#### Fiscal Reinforcement

#### Implementation of Structural Reforms

### Envisaged actions

- Tax optimization
  - Gradual reduction of General Government debt and structural deficit
  - Fiscal policy to realign with Fiscal Rule
  - Enhancing tax collection
  - Improving effectiveness and efficiency of government expenditures
  - Ensuring the sustainability of the pension system and pension adequacy
- 
- Smart and focused use of EU and domestic funds to achieve best return on domestic investments in line with adopted digitalisation and green transition development strategy
  - Enhancing public procurement system, reducing administrative burden, implementing hybrid workplace model with minimal disruption within public sector
  - Fostering social protection mechanisms and providing career guidance for reducing profile gap in labour market in an open economy
  - Supporting young people to join the labour market (funded from Recovery and Resilience Facility)
  - Strengthening vocational education via comprehensive reform of training system to bring down the profile gap
  - Facilitating national non-profit social housing policy via promoting public house building
  - Enhancing long-term care facilities by investing in public adult day care centres infrastructure
  - Reform of the Health Sector





# Government's Policy Agenda

## Key Priorities

### Goals

**Digitalisation and  
Climate Change  
Resilience**

**Enhancing  
Business Environment**

### Envisaged actions

- Further investments in gigabit broadband to enhance connectivity for the digital transformation (partially funded from Recovery and Resilience Facility)
  - Strengthening resilience to climate changes through investments in flood control and protection, drinking water supply care and wildfire prevention and protection
  - Supporting investments in research capacities in the field of green hydrogen and batteries
  - Enhancing digital literacy in society
- 
- Further improvement of business environment to support sustainable energy transformation with higher gross value added per person employed
  - Policy supporting export diversification to increase market share on a global market (outside EU)
  - Incentivise smart use of artificial intelligence in the working processes (incl. public sector)
  - Accelerating investment in research and development is expected to achieve a strategic transition to innovation-driven growth
  - Significant investments in infrastructure are expected to be made to take advantage of future growth opportunities (digital and green transformation)





# Agenda

---

- Country Overview
- **Government Accounts**
- Business Environment and Robust Banking System
- Economic Performance
- Debt Profile Characteristics
- Recovery and Resilience Plan
- Sustainability Bond Framework
- Inaugural digital bond





# Fiscal Framework

*Fiscal Council has been in operation since 2017*

At the end of May 2013, MPs supported constitutional change by a large majority: 79 out of 90 votes

**Exceptions to the balanced budget rule only under two conditions:**

- Extraordinary circumstances that are set down in the implementing law
- In special cases such as natural disasters and periods of significant economic contraction: **Covid-19**

Constitutional Change Vote in May 2013




On July 2015 62 Out of 90 MPs Supported Implementation Law of Fiscal Rule

**In line with the EU Fiscal Compact, the adopted Fiscal Rule establishes the following:**

- Allows a maximum structural deficit of 0.5% of GDP only when the economy is facing adverse economic conditions (negative output gap)
- A structurally balanced budget position in times of a positive output gap to compensate for eventual fiscal stimulus
- Requires a structurally balanced position over the medium-term and thus more stringent than the EU Treaty on Stability, Coordination and Governance in the EMU, and
- Legal basis for the establishment of a fiscal council

Implementation Law of Fiscal Rule Vote in July 2015



Legislative changes are also being prepared to adapt national legislation to the latest developments at EU level.



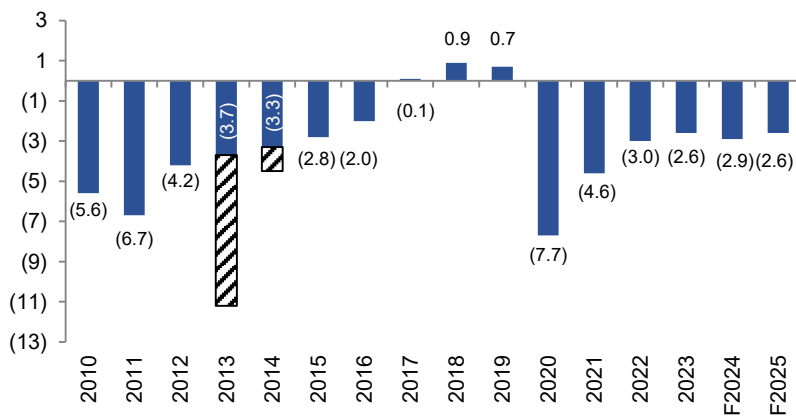


# General Government Account (ESA 2010)

## Fiscal Metrics

- **General Government deficit of -2.6% of GDP in 2023.** The GG deficit is expected to be -2.9% of GDP in 2024 and -2.6 in 2025<sup>3)</sup>
- **General Government debt end 2023 of 68.4% of GDP,** below the EA-20 average of 87.4%. It is expected to decrease to 67.5 % GDP by the end of 2024, with a plan to further reduce it to 61.2% by the end of 2028<sup>3)</sup>
- Active and prudent debt management operations

## General Government Balance (% of GDP)<sup>(1\*)</sup>

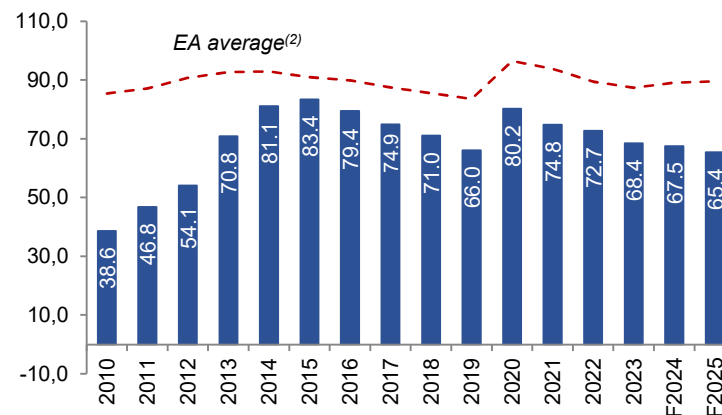


1. Source: Eurostat, SORS (1st EDP notification on 19 April 2024, Ministry of Finance, 29.11.2024

Headline deficit of -11.2% (one-offs of 7.5% of GDP due to banks recapitalization) in 2013. Headline deficit of -4.5% due (one-offs of 1.2% of GDP due to banks recapitalization) in 2014

After the crises of 2020–2023, when governments implemented extensive packages of measures to mitigate COVID-19, the energy crisis and inflation, the general government deficit fell to 2.6% of GDP

## General Government Gross Debt (% of GDP)<sup>(2)</sup>



2. Source: Eurostat, SORS, Ministry of Finance, EC AMECO for EA, 29.11.2024

3. Source: Ministry of Finance, the Medium-term fiscal-structural plan of the Republic of Slovenia 2025-2028, 29.11.2024





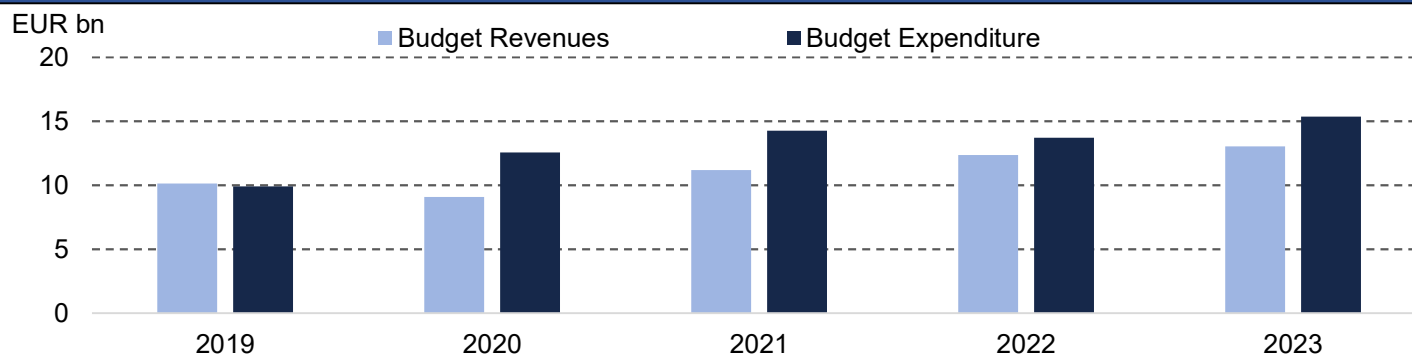


# State Budget 2019 - 2023

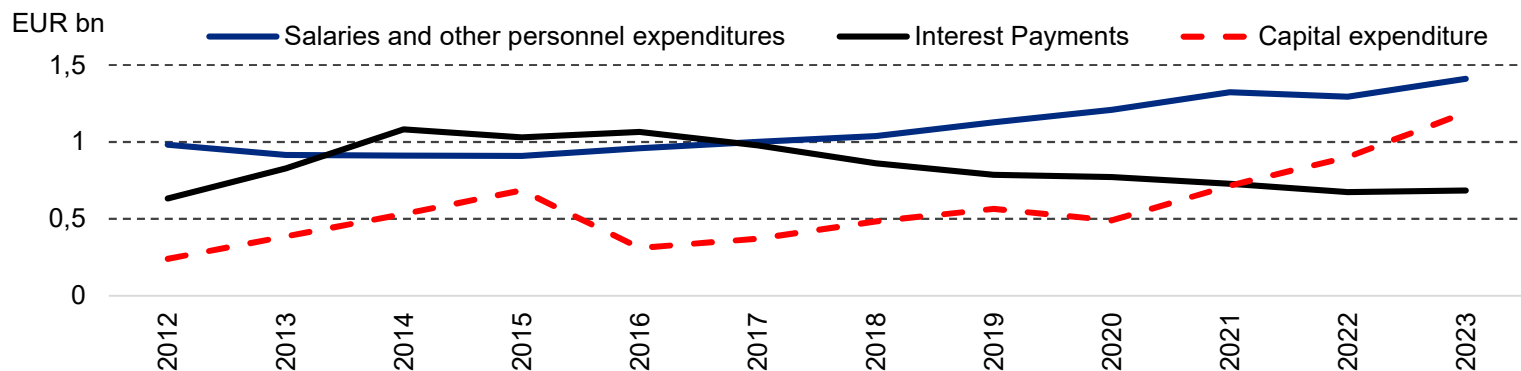
## Fiscal Metrics

- State Budget Balance of -3.6% of GDP in 2023 (-2.4% of GDP in 2022). The deficit has been affected also by financing post-flood aid after devastating natural disaster in August 2023
- Budget revenues in 2021 surpassed the level from 2019 (pre-pandemic Covid-19 year). Stark capital expenditure increase since 2021 (RRP plan – EU NGEU)

## State Budget Revenues & Expenditure in 2019 – 2023



## State Budget Expenditure Items in Focus 2012 – 2023



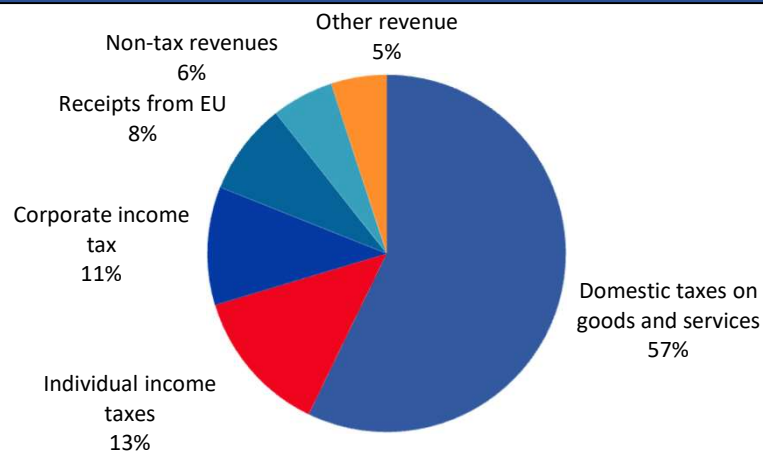
Source: Ministry of Finance, 29.11.2024





# The structure of the State Budget 2023

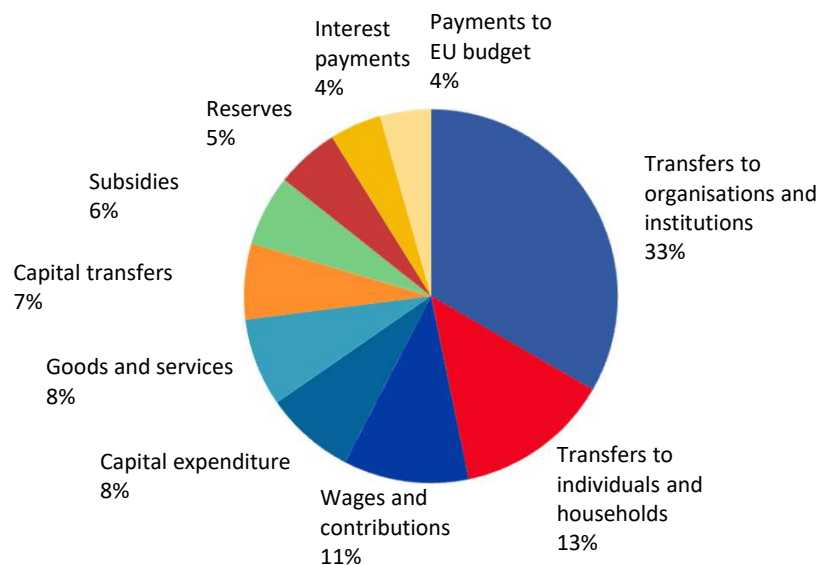
## REVENUES totalled €13.03bn



In 2023, tax revenue amounted to 81 % of all revenue in the state budget. The most important tax revenues are

- Value Added Tax (VAT)
- Personal Income Tax (PIT)
- Corporate Income Tax (CIT)
- Excise duties

## EXPENDITURE totalled €15.35bn



Of which:

- **Current expenditure – wages and contributions, goods and services, reserves, interest payments – totalled 28.4% (€4.4bn)**
- **Current transfers – t. to organizations and institutions (i.e. public institutions, pension fund), t. to individuals and households, subsidies – totalled 52.9% (€8.1bn)**





# Medium Term Fiscal Policy

## MEDIUM-TERM FISCAL STRUCTURAL PLAN 2025-2028 political and strategic document

**European Commission assesses Slovenia's medium-term fiscal strategy as in line with new rules.** Slovenia is among the eight countries (out of 17) assessed to be in line with the recommendations, as their projected net expenditure is remains within the ceilings.

### THE GOVERNMENT'S 4-YEAR PROGRAMME AND PRIORITIES

- **Key variable** for monitoring compliance with the **fiscal targets is set at 4.5%** growth per yer in-government **net primary expenditure** over the consolidation Plan period of 2025-2028 and a fixed limit for fiscal policy over this period
- **The GG debt ratio** is one of the key indicators for **the sustainability of public finances** with planned 4-year fiscal consolidation 2025-2028
- **Structural changes** in the pension and disability systems aim to ensure adequate pensions and long-term sustainability, making future pension expenditure projections more favorable
- **Key priority** will be given to strengthening the economy, healthcare reform, knowledge, innovation, housing and climate policy, supported by European resources
- **Key reforms:** pension reform, health reform, long-term care reform, public sector wage system reform, housing policy, changes in education and tax changes





# State Budget Outline for 2025 and 2026

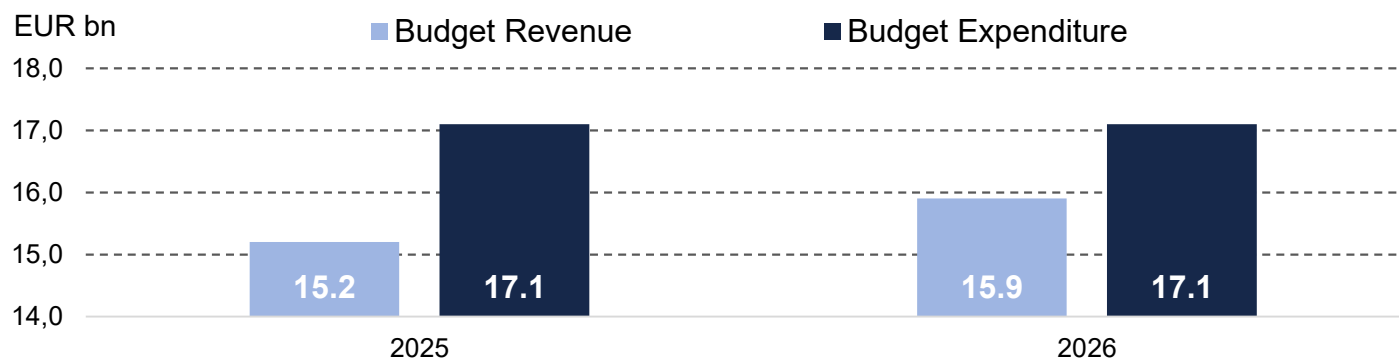
## Adapting to Key Shocks and Trends

- Tightened **security** and **economic uncertainty**
- Consideration of the **Medium-Term Fiscal and Structural Plan (2025-2028)**
- Based on **new EU fiscal rules**
- **Focus on measures to strengthen economic development, health, innovation and housing policy**
- Post-flood measures will be mainly financed from the Budget Reconstruction Fund

## Revenue & Expenditure in 2025 and 2026

**2025 Budget Deficit: EUR 1.9bn  
(2.6% GDP)**

**2026 Budget Deficit: EUR 1.2bn  
(1.6% GDP)**

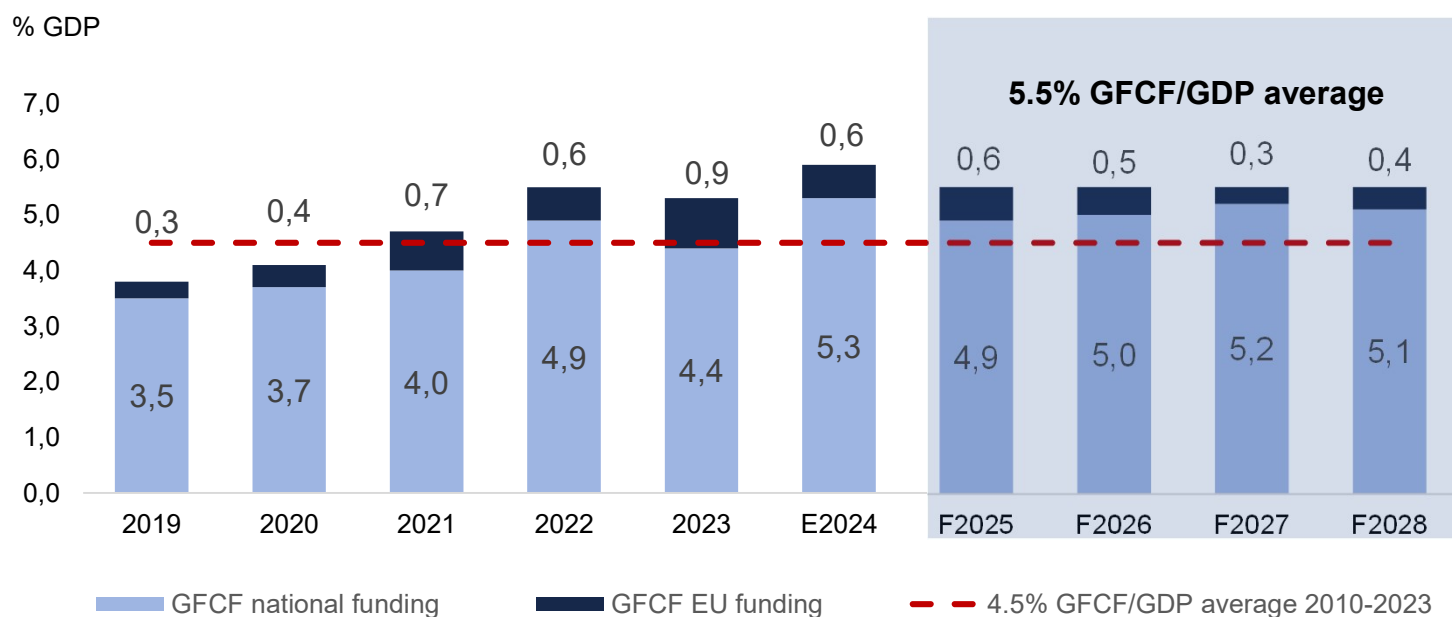


Source: Ministry of Finance, 29.11.2024



## Investments will remain at a high level

- **Government investment plays a pivotal role in bolstering productivity and fostering potential economic expansion**
- **Slovenia recognizes the importance of sustained public investment. The share of Gross Fixed Capital Formation (GFCF) remains above the long-term average, aligning with EU recommendations (planned 5.5% of GDP in 2025-2028)**
- **This commitment positions Slovenia to tackle upcoming challenges, particularly in the realms of green transition, health and long-term care, housing policy, education and security**



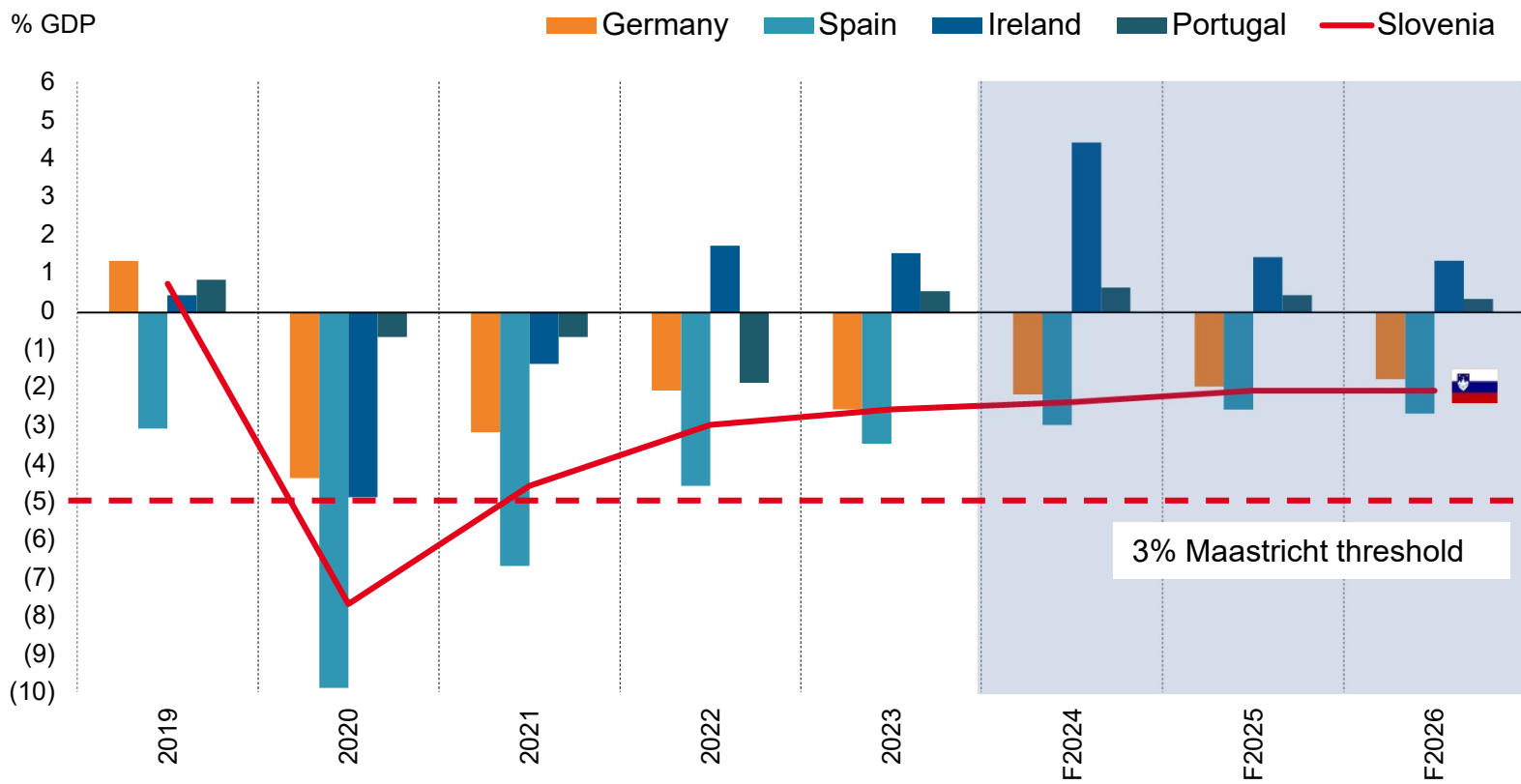
Source: SORS; Ministry of Finance (Medium-term fiscal-structural plan of the Republic of Slovenia 2025-2028), 29.11.2024





# Fiscal risks vs. selected EA Countries

General government balance (% of GDP)



**The Commission's Autumn 2024 Forecast** projects for Slovenia deficits of 2.4% in 2024 and 2.1% in 2025 and 2026. The **budgetary situation has improved**, with **no breaches in the deficit-to-GDP ratio**, validating the spring decision not to open an excessive deficit procedure.





# Agenda

---

- Country Overview
- Government Accounts
- **Business Environment and Robust Banking System**
- Economic Performance
- Debt Profile Characteristics
- Recovery and Resilience Plan
- Sustainability Bond Framework
- Inaugural digital bond





# Enhancing the Business Environment

## The Labour Relations Act Aims to Reduce Segmentation and Enhance Flexibility

- **Limiting possibilities** for the use of **temporary employment** contracts
- **Simplifying procedures** for concluding and terminating employment contracts and disciplinary proceedings
- **Decreasing** the difference in rights arising from different forms of employment contracts

## Improved Insolvency Framework

- Facilitates prompt resolution of non-viable companies and reallocation of resources

## Tax Collection Simplification

- **Tax collection simplification** (pre-filled forms, extended deadlines, extending the instalment payments period, modernizing the collection of excise duties, electronic refunds, exemptions to small producers, informatisation of all processes of tax filling and collection)

## Modernizing Public Procurement to Enhance Accessibility of SMEs

- **New legal framework and simplified requirements** (electronic execution, mandatory e-auctions and e-reversed auctions). Cost effectiveness, i. e. savings estimated to 5-10%







## Privatisation and Performance of SOE's

- The privatisation was completed for the following companies on the list: Helios d.d., Fotona d.d., Letrika d.d., Aerodrom Ljubljana d.d., Žito d.d., Nova KBM d.d., Elan d.d., Adria Airways Tehnika d.d., Adria Airways d.d., Paloma d.d., Cimos d.d., NLB d.d. and Abanka d.d. (merged into Nova KBM d.d.)
- State Asset Management Strategy (2015) providing basis for further privatisation, led by the Slovenian Sovereign Holding (SSH)

### Key Performance Indicators for Aggregate Portfolio of Companies Owned by RS and SSH

| RS + SSH                     | 2018  | 2019  | 2020  | 2021  | 2022  | 2023  |
|------------------------------|-------|-------|-------|-------|-------|-------|
| Assets Book Value (EUR (bn)) | 10.1  | 10.3  | 9.9   | 10.3  | 11.2  | 12.2  |
| Dividends received (EUR (m)) | 487.3 | 252.9 | 85.9  | 151.3 | 190.7 | 175.5 |
| Dividend-to-Equity Ratio     | 4.50% | 2.50% | 0.80% | 1.50% | 1.9%  | 1.6%  |
| Portfolio ROE                | 6.20% | 6.90% | 4.30% | 6.10% | 2.80% | 10.1% |

\* State-Owned Enterprises (SOE)

In July 2024, the National Assembly adopted a **new state asset management strategy** that is adapted to the current situation and defines increasing the **productivity of companies** as a key economic objective. The document also provides a basis for construction of **affordable public housing**.

Source: Slovenian Sovereign Holding (SSH), 29.11.2024





# Slovenian Banking System

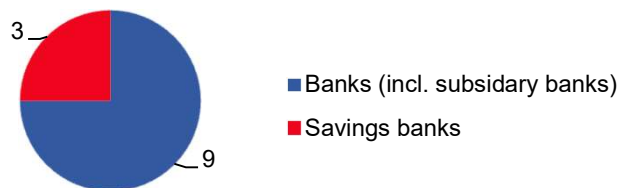
## Banking System Highlights

- EUR 53.9bn Banking System Total Assets of 80.7% of GDP end 09/2024 (EUR 53.1 bn end of December 2023 (83.0% of GDP)<sup>(1)</sup>
- Loan-to-deposit ratio (LTD) reduced from 161.5% in 2008 to 60.1% in 2023, at 61.5% by September 2024<sup>(2)</sup>
- After-tax profit of EUR 840.8m in 1-9/2024 (EUR 713.7m in 1-9/2023)<sup>(1)</sup>
- Net impairments and provisions of EUR -44.1m in 1-9/2024 (EUR -10.2m in 2023)<sup>(1)</sup>
- Stable banking sector: capitalization (CAR) at 20.2% and CET1 at 17.5% 06/2024 <sup>(1)</sup>

## Overhaul of the Banking System since 2013

- EUR 3.2bn capital increase at four banks: NLB, Nova KBM, Abanka and Banka Celje (2013-2014)
- Factor banka and Probanka winding down process concluded in 2015 (market share at that time of about 2%)
- Merger of Abanka and Banka Celje concluded in 2015
- Bank Resolution Authority and Fund established (banks provided EUR 195m funds)
- Resolution and Compulsory Dissolution of Credit Institutions Act adopted
- Nova KBM fully privatized in 2016, NLB (75% - 1 share) privatisation finalised in 2019, Abanka fully privatized in 2019
- Merger of Nova KBM and Abanka concluded in 2020. OTP Group: NKBM acquisition in February 2023, merger with SKB (OTP Group since 2019) in September 2024.
- The process of legal merger of N Banka d.d. (Sberbank d.d.) with NLB d.d. successfully closed to preserve financial stability

## Composition of the Slovenian banking system



## Ownership structure of the banking system



1. Source: Bank of Slovenia, Monthly report on bank performance, 29.11.2024  
 2. Source: Bank of Slovenia, Financial Stability Review, 29.11.2024





# Agenda

---

- Country Overview
- Government Accounts
- Business Environment and Robust Banking System
- **Economic Performance**
- Debt Profile Characteristics
- Recovery and Resilience Plan
- Sustainability Bond Framework
- Inaugural digital bond

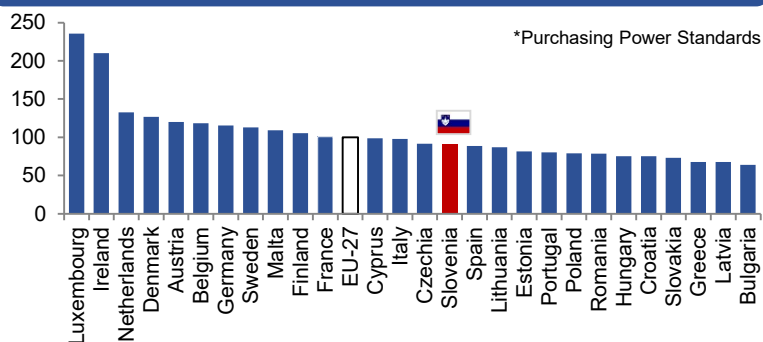




# High Income Country Converging Towards the EU Average

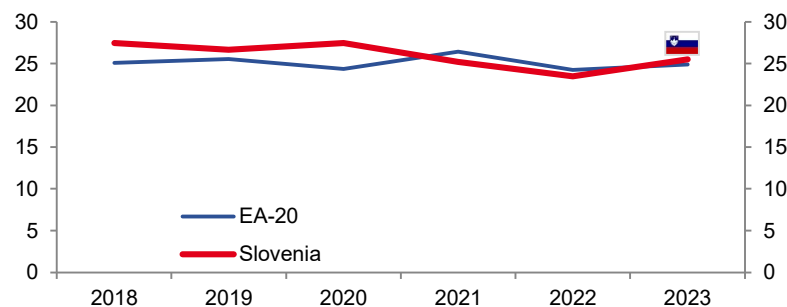
Among highest GDP per capita PPP among CEE Countries (91% of the Average of EU-27 as of 2023)

## GDP per Capita PPS\* in 2023 (EU27 = 100)



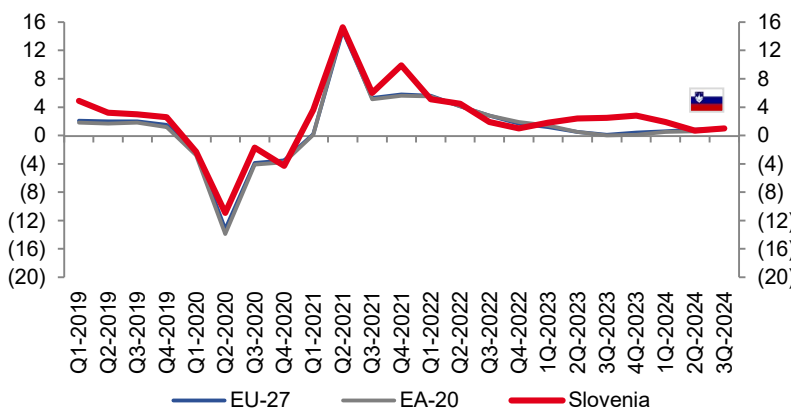
Source: Eurostat, 29.11.2024

## Gross National Savings (% of GDP)



Source: Eurostat, 29.11.2024

## GDP Growth Rate (% chg Q/Q-4)

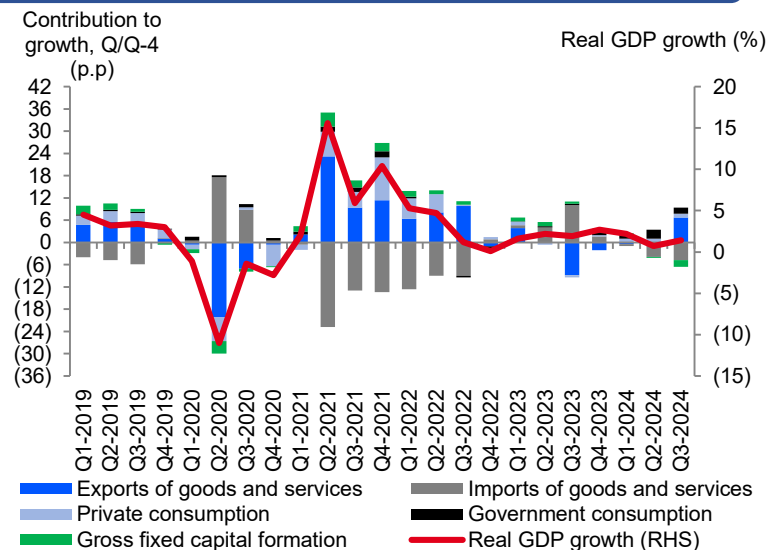


Source: SORS, Eurostat, SA data, 29.11.2024

■ **Slovenia GDP growth in 2023 of 2.1% (2.7% in 2022)\***

\* Note: According to SORS *GDP Revision 2024*, 30.8.2024 - GDP volume growth based on annual data sources is 0.5 of a percentage point higher than the quarterly estimate published on 14 February 2024.

## Contributions to Real GDP Growth (% chg Q/Q-4)



Source: SORS, Original Data, 29.11.2024

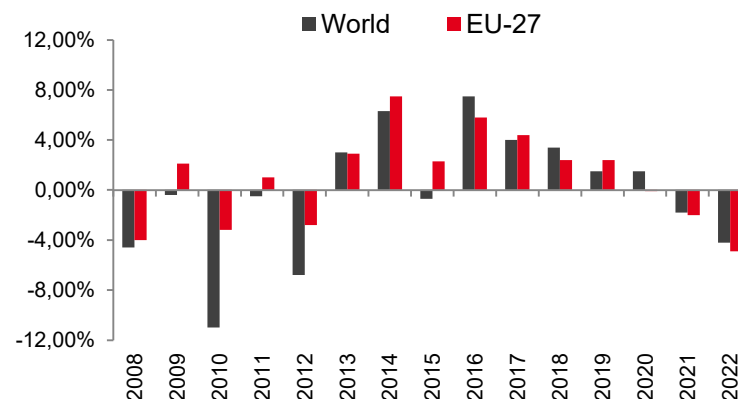




# Current Account Position

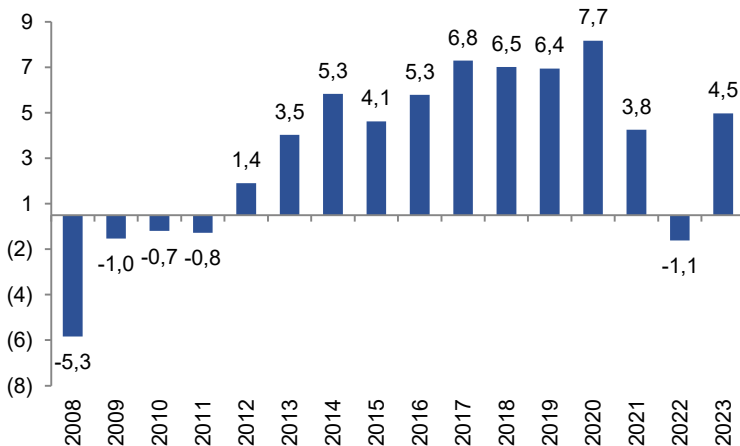
- **Current Account surplus 5.3% of GDP end of 3Q/2024 (4.8% of GDP in 3q2023)**
- **The current account balance moved to surplus last year 4.5% of GDP 2023 (-1.1% of GDP in 2022)**

## Change in Slovenia's Market Shares on the Global Market and in the EU (% chg Y-o-Y)<sup>(2)</sup>



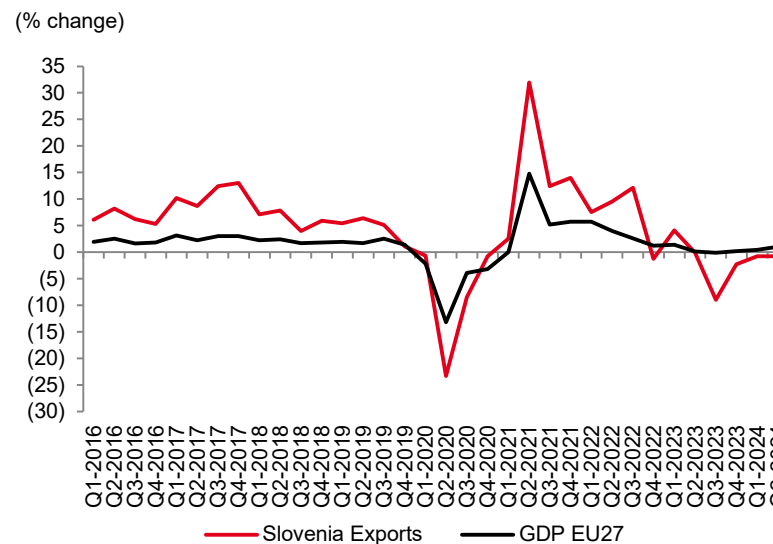
2. Source: UN Comtrade, SORS, IMAD calculations, 29.11.2024

## Current Account Balance (% of GDP)<sup>(1)</sup>



1. Source: Bank of Slovenia, IMAD, Eurostat, 29.11.2024

## Exports of Goods & Services (% chg Q/Q4)<sup>(3)</sup>



3. Source: SORS, Eurostat, Original data, 29.11.2024



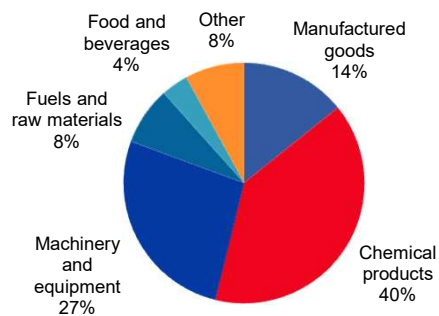


# Diversified and Open Economy

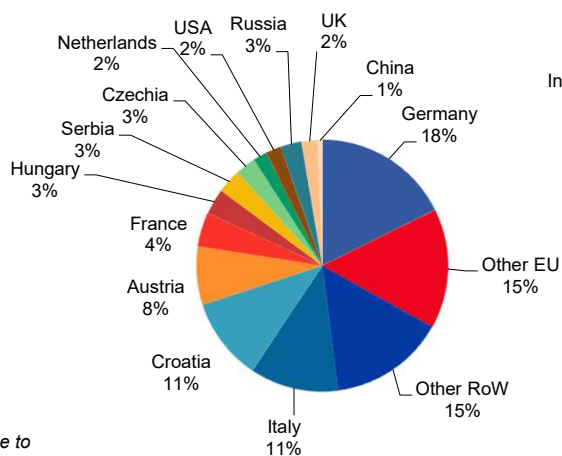
## Manufacturing and Services Driven Growth

- EUR 53bn of exports of goods and services (83% of GDP) and EUR 49bn (77% of GDP) of imports of goods and services in 2023<sup>(1)</sup>
- Exports of goods and services is driven by manufacturing, services, and the growing tourism industry
- ¾ of exports of goods is exported to EU
- More than 50% of goods are exported to Germany, Italy, Croatia, Austria and France
- Main trading partners are Germany, Italy, Croatia and Austria. France, Serbia and the Russian Federation are also important partners
- In the period 2019-2023 annual inward foreign direct investment stock average growth was 7.1 % per year. The stock of inward FDI in Slovenia is estimated to EUR 21.4bn (33.5% GDP) at the end of 2023

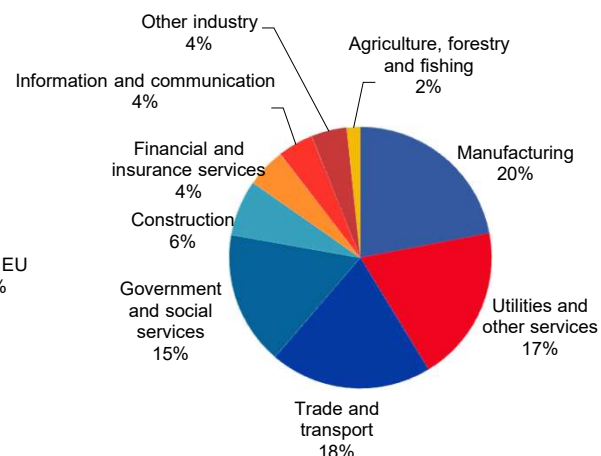
### Exports of Goods (SITC)\*



### Geographic Distribution of Exports\*



### Breakdown by Sector of Total GVA\*



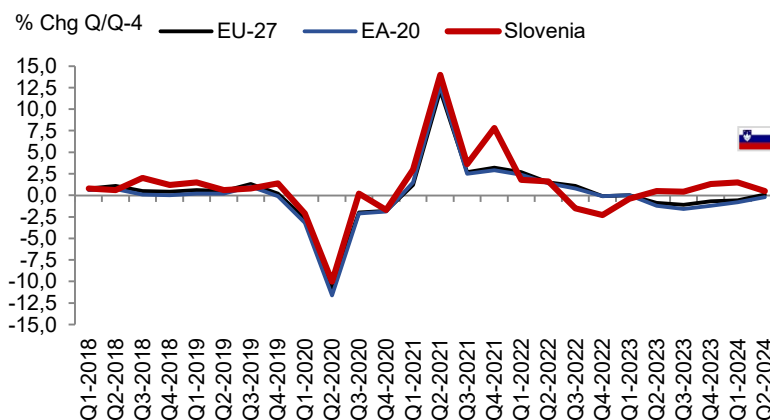
\*Note: By the Standard International Trade Classification. Due to rounding, might not add up to 100%



# Educated Labour Force and Strong Labour Market Performance

- Productive and well-educated labour force
- One of the lowest unemployment rates in the EU and EA

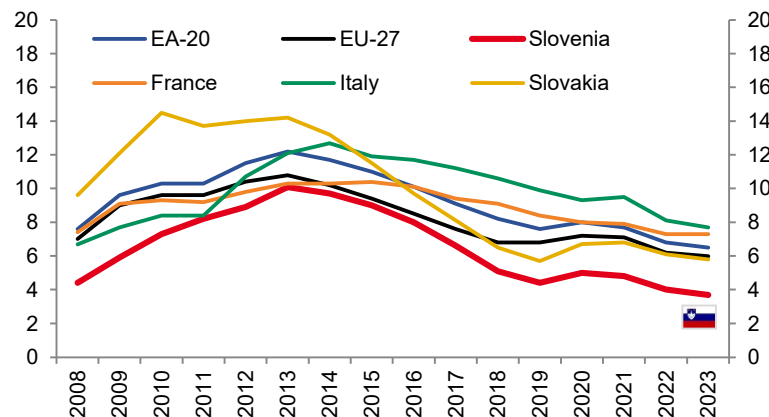
## Real Labour Productivity per Person Employed (%chg Q/Q-4)



Source: Eurostat, 29.11.2024

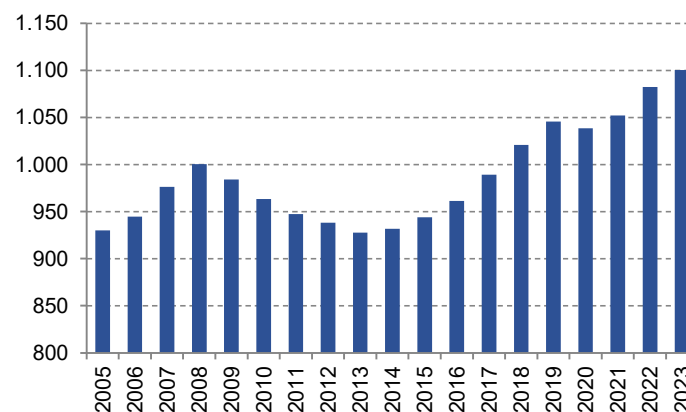
- **Real Labour productivity** in Slovenia, measured as GDP per person employed, increased by 1.5% in Q1/2024 compared to the same quarter of the previous year (in EA-20 decreased by -0.8% and in EU-27 by -0.6%).
- **One of the lowest unemployment rates in the EU.** Unemployment rate (ILO methodology) in 2023 stood at 3.7% (EA-20 average 6.5%, EU-27 average 6.0%)
- **Unemployment rate (ILO methodology) end 09/2024** stood at 3.4% in Slovenia (EA-20 average 6.3%, EU-27 average 5.9%)

## Unemployment Rate (%)



Source: Eurostat, Total unemployment rate, 29.11.2024

## Employment (Based on National Accounts, 000)



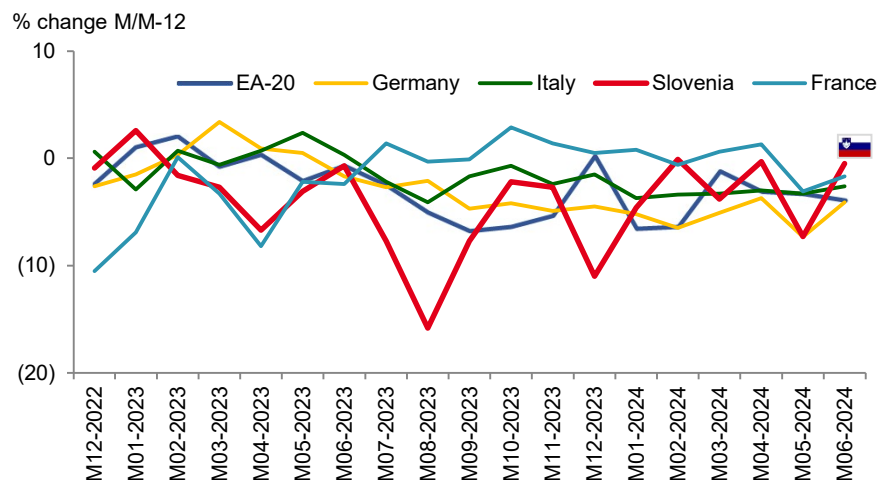
Source: SORS, 29.11.2024





# Industry Production Performance and Prices Level

## Industry Production Index\*

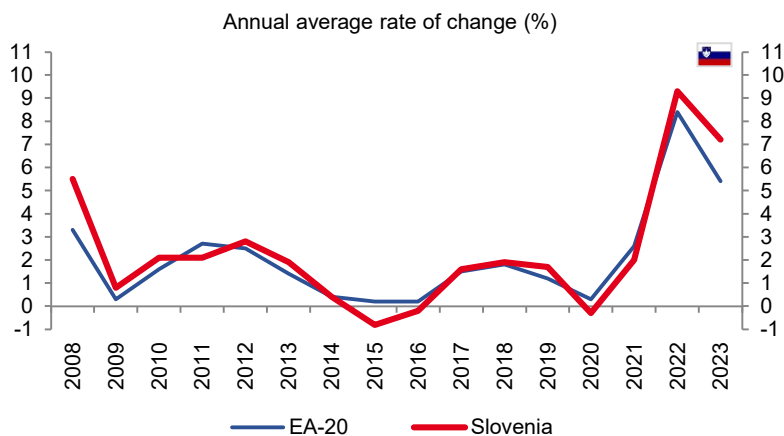


Source: Eurostat, 29.11.2024

\*Industrial production encompasses Mining and quarrying, Manufacturing, Electricity, Gas, Steam and Air conditioning supply

- **Industrial growth** driven by high and medium technology-intensive industries
- **Foreign direct investments** are the most important in medium-high and high-tech segments of the manufacturing
- **Manufacturing sector** accounts for almost a quarter of gross value added

## HICP – Inflation Rate



Source: Eurostat, 29.11.2024

- **HICP (average) inflation rate of 7.2% in 2023** (EA-20 5.4%, EU-27 6.4%)
- **HICP inflation in November 2024 1.6%** (in the same period last year was 4.5%); **EA-20** inflation was 2.3% (2.4% in November 2023)



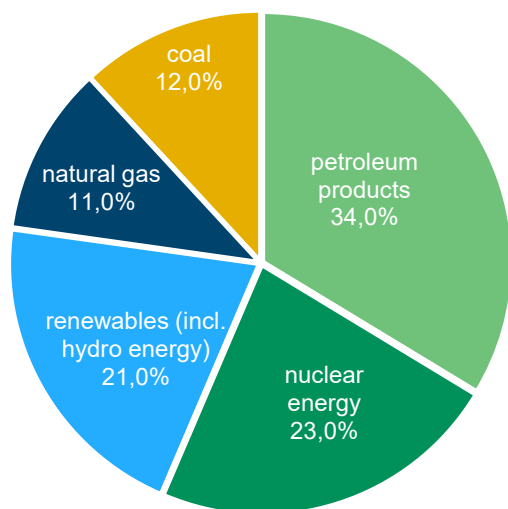




# Sources of energy supply

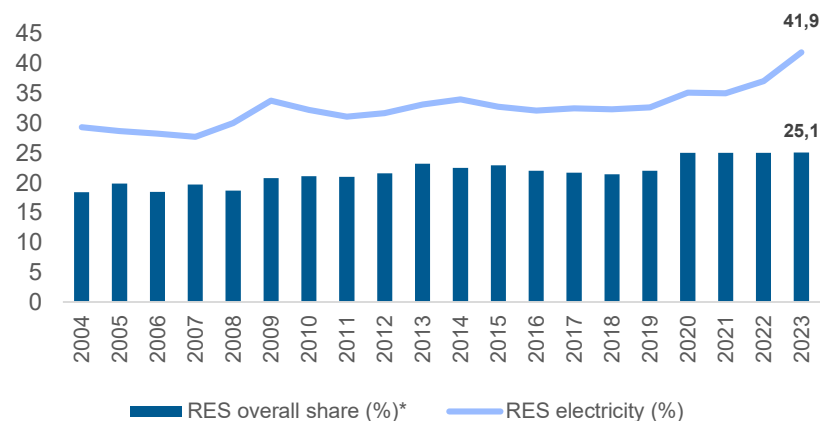
- **Domestic energy sources** covered 53% of domestic energy demand, the energy dependency ratio was 47.6% in 2023 and therefore lower than in 2022 (52.2%)
- In 2023 Slovenia for the first time reached the target **share of energy from renewable resources** (25.1%)
- **Petroleum products were fully covered by imports and dominated the energy supply**
- Between 2020 and 2023, households in Slovenia consumed between 215 and 400 GWh of electricity per month.

### Energy Mix 2023\*



\*The total amount of domestic energy production in 2023 was almost 141,000 TJ

### Renewable Energy Sources (%)



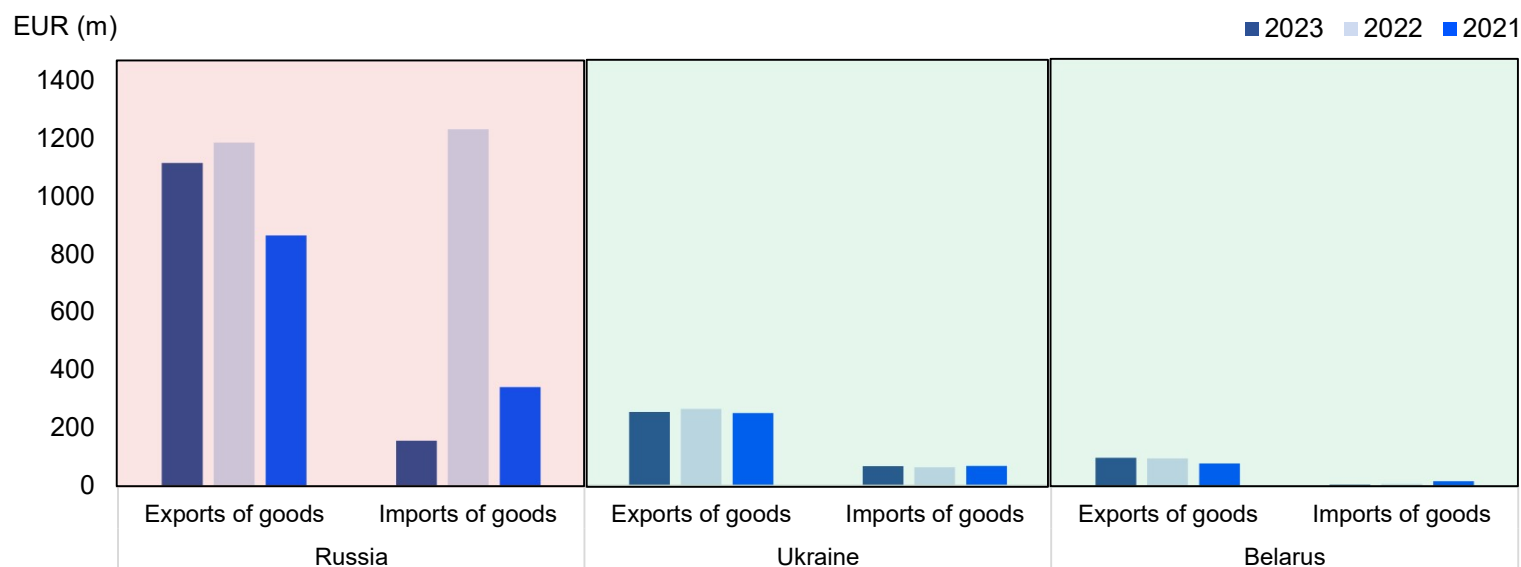
\* Share of energy from renewable sources in gross final energy consumption (Directive 2009/28/EC)

In Slovenia, the share of electricity from renewable energy sources (i.e. hydropower, solar energy, wood biomass, biogas, wind energy, etc.) in gross final energy consumption in 2023 was 42%



## Slovenia External Trade with Russia, Ukraine and Belarus in 2023

- In 2023, Slovenia recorded in total current account surplus of EUR 1278m (2.0%\* GDP) with Russia (EUR 972m), Ukraine (EUR 214m) and Belarus (EUR 92m).
- The direct exposure of the Slovenian economy to Russia and Ukraine was low before the war; the high dependence on fossil fuel imports and the exposure of Slovenian pharmaceutical and chemical activities.
- In 2022, imports from Russia, especially of petroleum products, increased significantly in value, but were almost brought to a standstill in May 2023 due to the imposed EU sanctions.



\*Note: share of GDP is calculated according to SORS GDP Revision 2024, 30.8.2024

Source: SORS, Bank of Slovenia, 29.11.2024



# Agenda

---

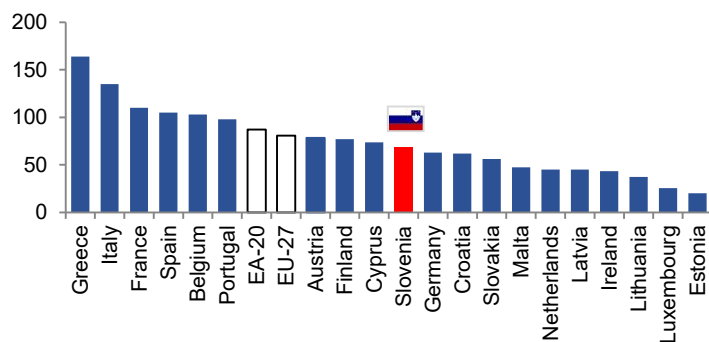
- Country Overview
- Government Accounts
- Business Environment and Robust Banking System
- Economic Performance
- **Debt Profile Characteristics**
- Recovery and Resilience Plan
- Sustainability Bond Framework
- Inaugural digital bond





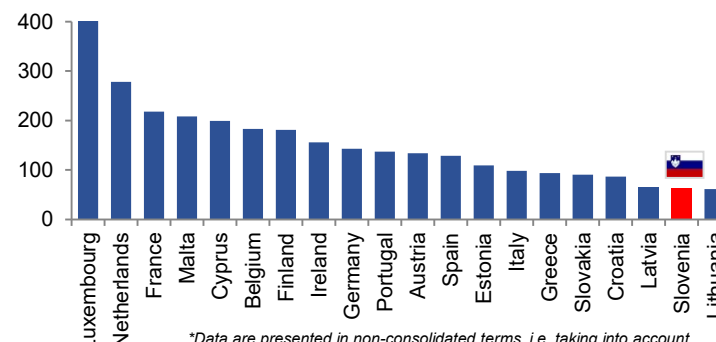
# Private Sector is One of the Least Indebted in the Euro Area

## General Government Gross Debt (% of GDP 2023)



Source: Eurostat, 29.11.2024

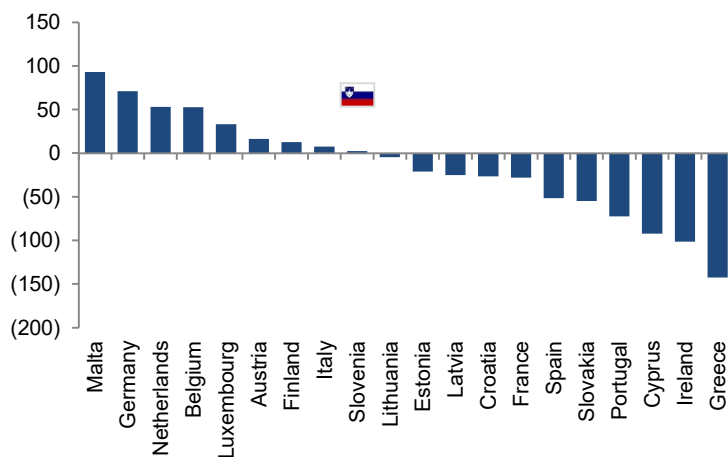
## Private Sector Debt\* (% of GDP 2023)



\*Data are presented in non-consolidated terms, i.e. taking into account transactions within the same sector

Source: Eurostat, 29.11.2024

## Net International Investment Position (% of GDP 2023)



Source: Eurostat, Bank of Slovenia, 29.11.2024

## Indebtedness Compared to EMU Countries

- 2nd lowest non-consolidated\* **private sector debt to GDP ratio** among EA countries in 2023 at 63.7% (70.8% of GDP in 2022)
- **Net international investment position** of 2.3% of GDP in 2023 (-1.6% of GDP in 2022)
- **Net External Debt-to-GDP ratio of -8.5% in 2023** (Italy 46.5%, Spain 52.4%, Austria 19.2% and Germany -9.1%)
- **One of the lowest Gross Household Debt-to-Income Ratio** of 41.3% in 2022 (EA-20 87.0%, Germany 86.2%, Austria 80,7%, Italy 61.9% and Spain 84.8%)





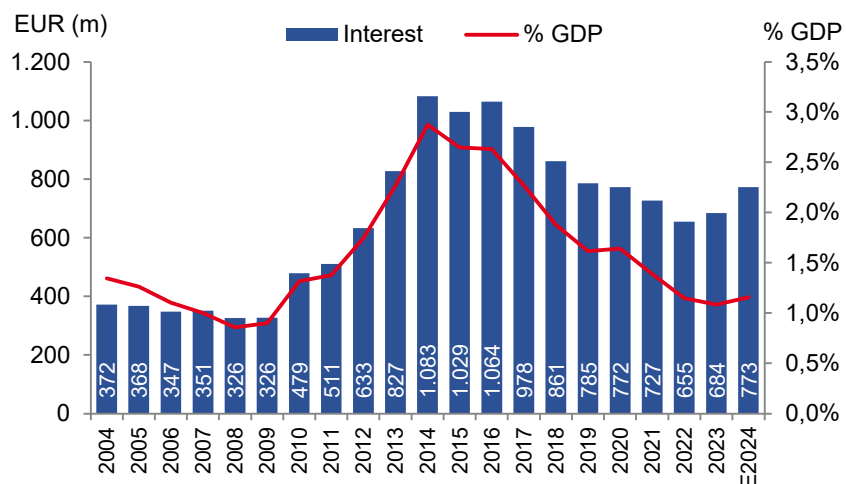
# State Budget Debt Profile Key Servicing Figures

## Following Key Treasury Objectives

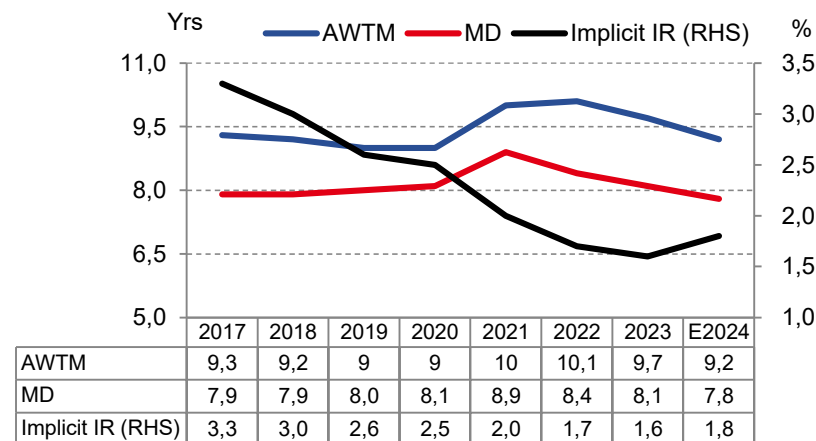
**Key focus of the Ministry of Finance was to extend the duration of the debt portfolio, hence reducing roll-over risk, while reducing implicit interest rate at the same time**

- In 2024, modified duration of the debt portfolio 7.8 years and implicit interest rate at 1.8%
- The long-term financing costs of the state budget have been significantly reduced since 2014. Interest bill of 2.9% GDP in 2014 was reduced to 1.1% GDP in 2024

## State budget Interest Servicing Cost



## AWTM, MD and Implicit Interest Rate



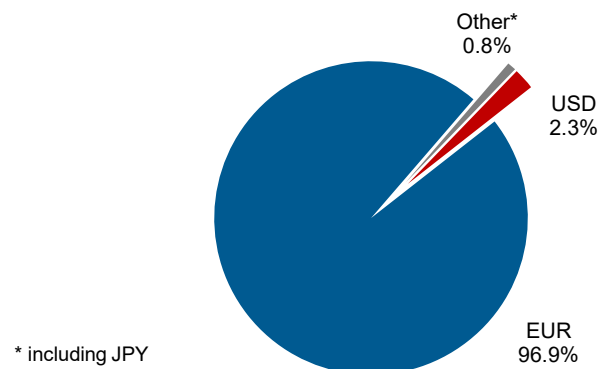
Source: Ministry of Finance, Data as at 25.11.2024



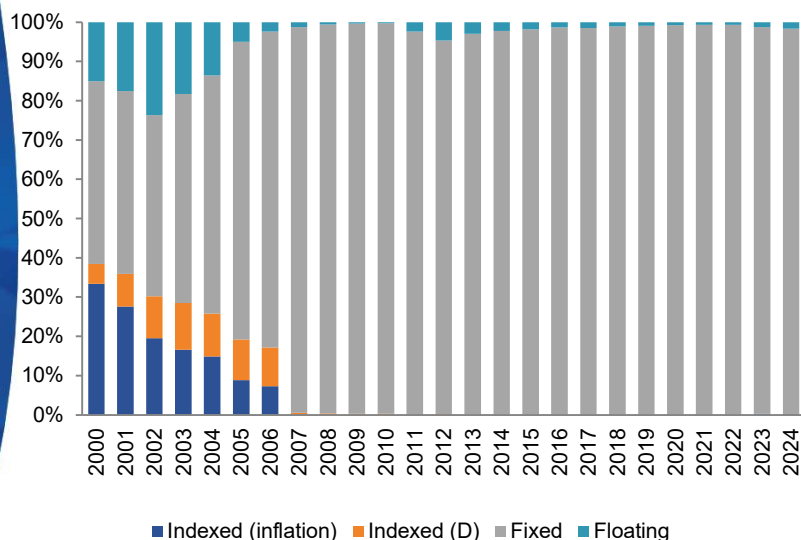
# State Budget Debt Composition Profile

- The majority of Central Government outstanding debt is denominated in domestic currency (euro)
- No exposure to FX volatility, as the USD bonds are fully hedged in EUR
- 28.2% of existing budget debt has residual maturity of more than 10 years

## Composition by Type of Currency

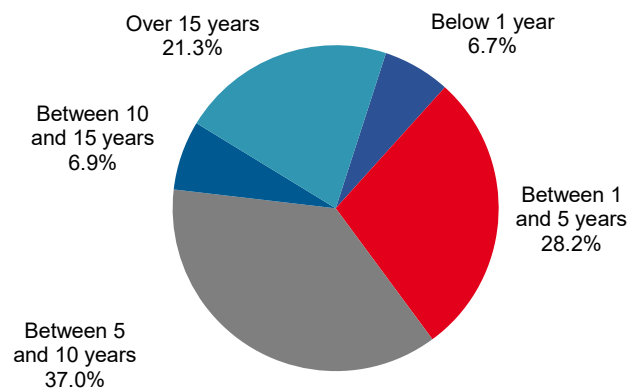


## Composition by Interest Rate



## Composition by Maturity

|         | Share | € m       |
|---------|-------|-----------|
| Bonds   | 93.3% | 38,567.34 |
| T-bills | 1.2%  | 500.35    |
| Loans   | 5.5%  | 2,263.83  |



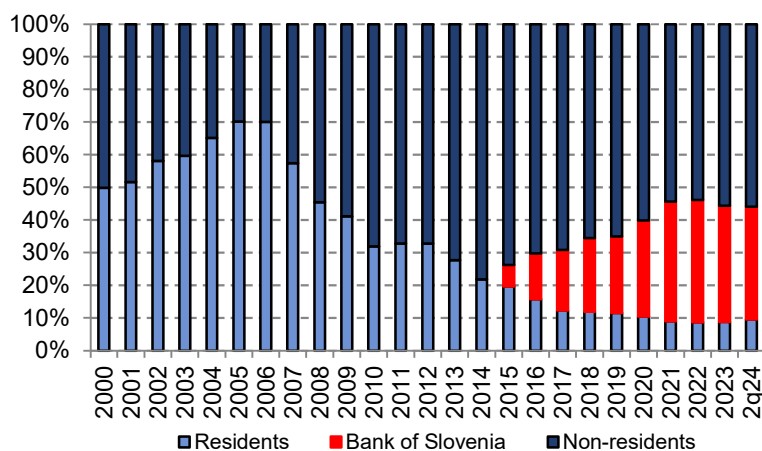
Source: Ministry of Finance, Data as at 25.11.2024



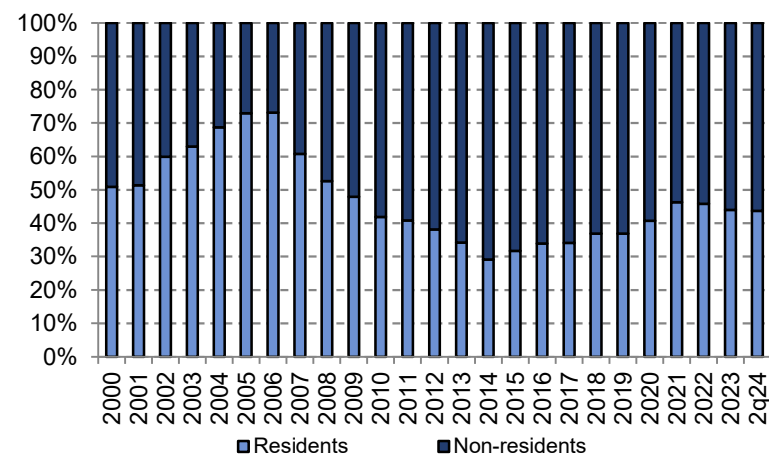
## Debt Composition by Residence of Investors

- The proportion of **non-resident investors** has fallen from 80% in 2014 to 56% in 2024, taking into account secondary market flows
- Since 2007, i.e. since the adoption of EUR, **well diversified domestic EUR investor base** and **reduced liquidity premium**
- Due to PSPP and PEPP, **the Bank of Slovenia has become the main sole holder of SLOREP bonds** (~35%)

State Budget Debt by Residence of Investors  
(Secondary Market)



General Government Debt by Residence of Investors  
(Secondary Market)

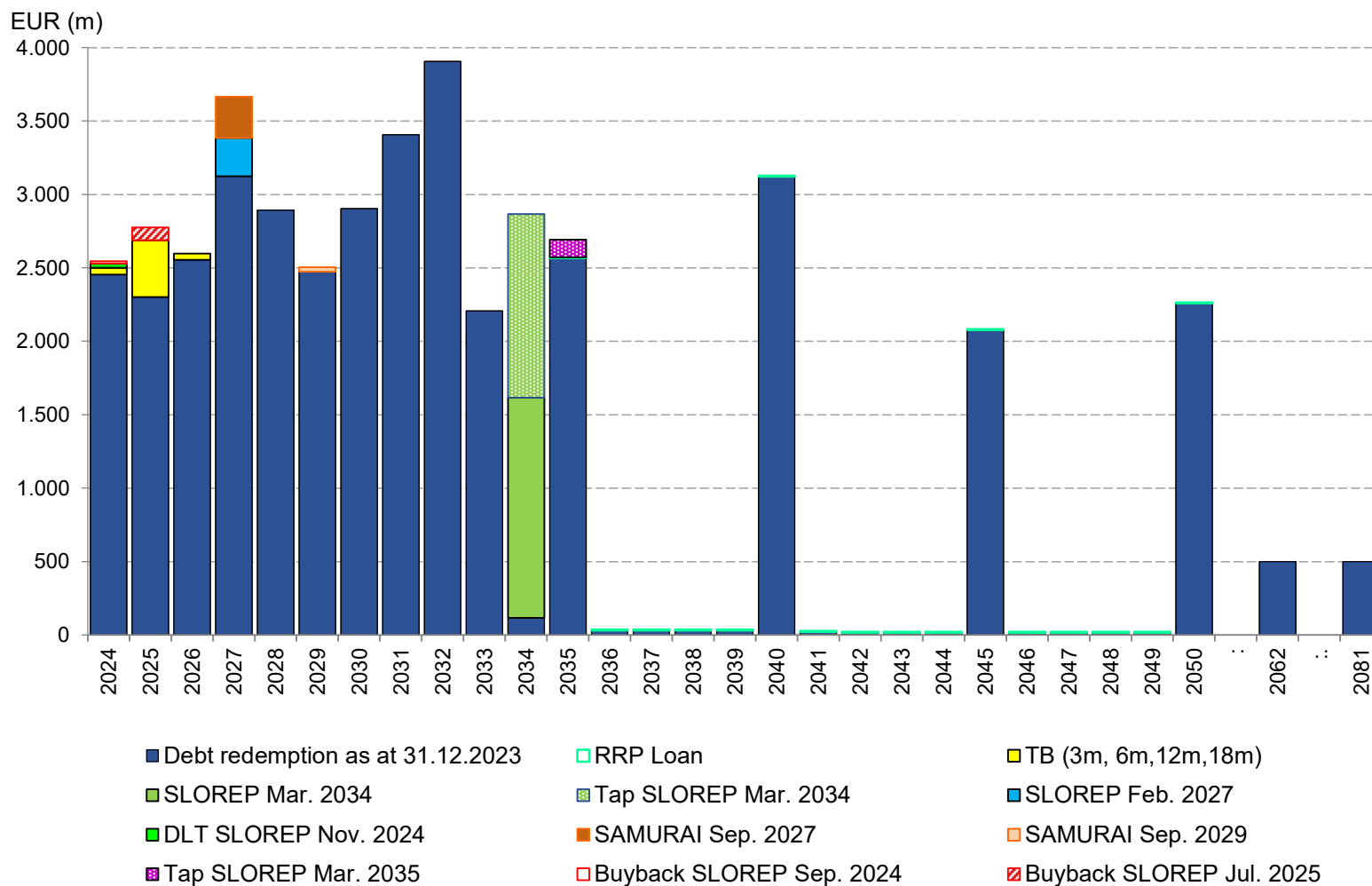


Source: Ministry of Finance, Data as at 25.11.2024





# 2024 Financing Programme Execution Through Redemption Optics



Note: Marked Maturity Buckets depict Newly Issued EUR debt (bonds and T-bills) in 2024.

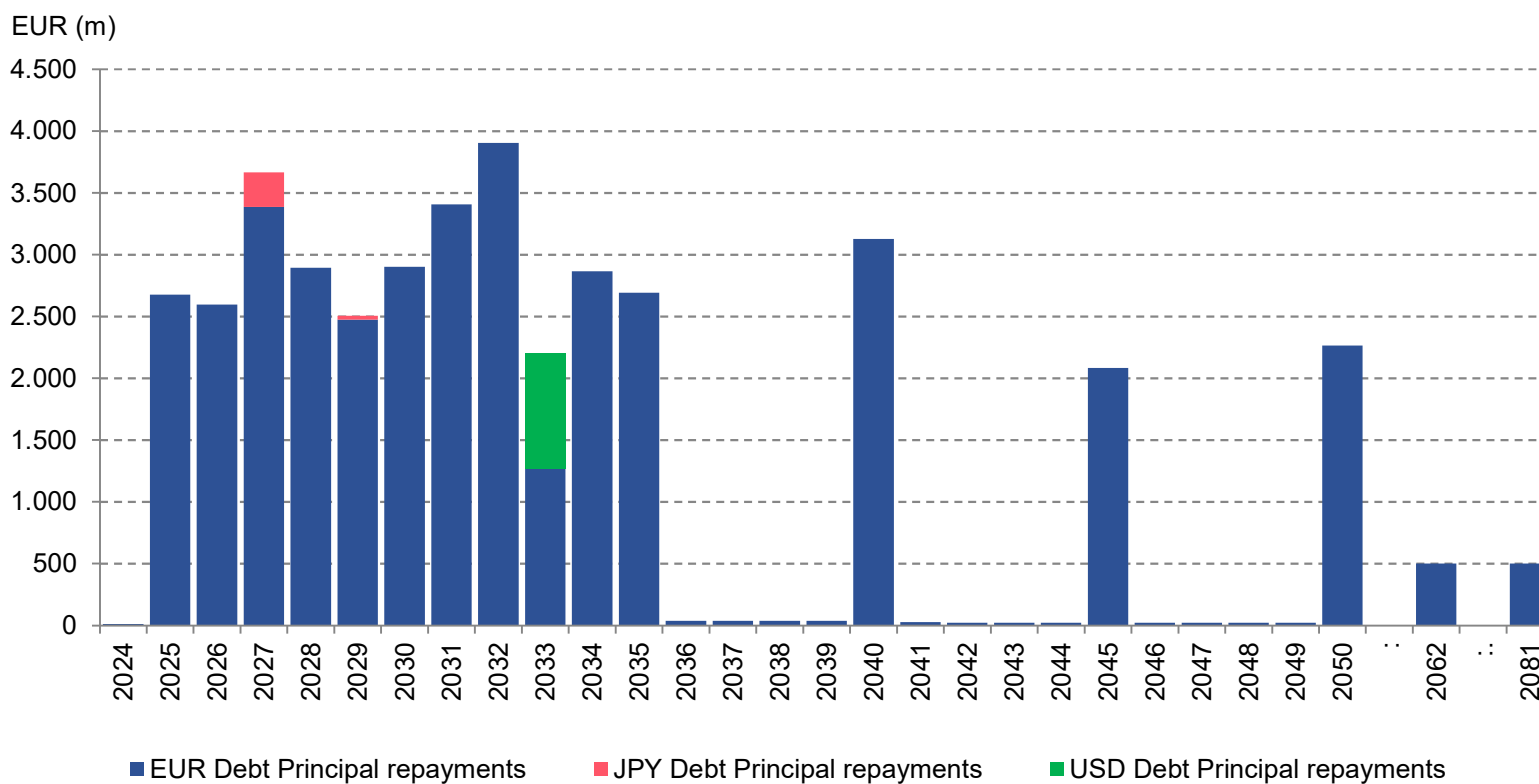
Source: Ministry of Finance, Data as at 27.11.2024





# Central Budget Debt Maturity Profile

*Prudently distributed redemption profile of the central budget debt*

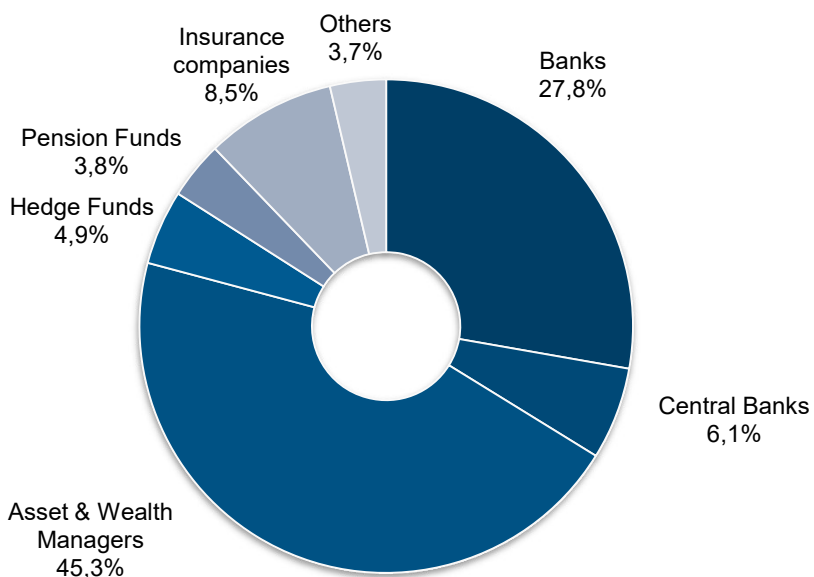




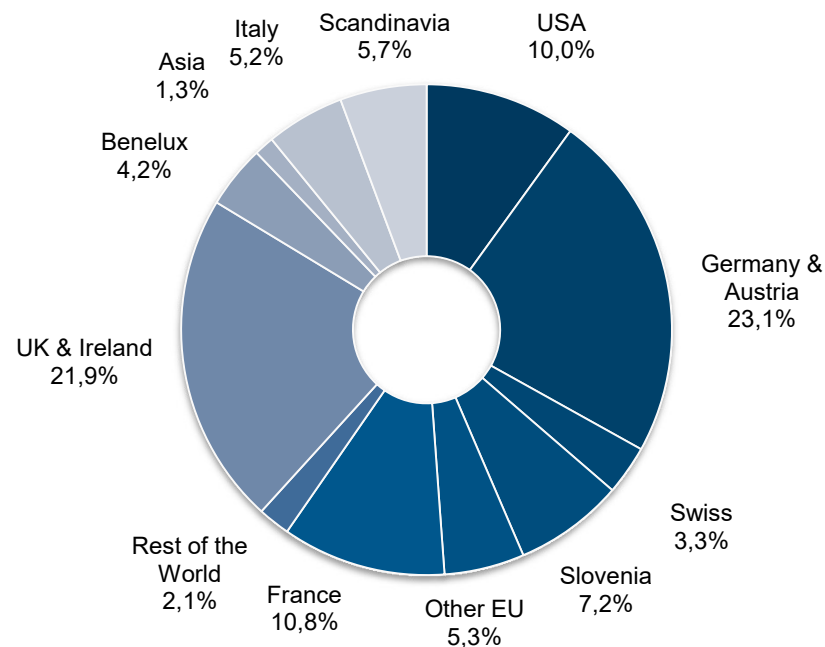
# EUR Benchmark Size Bonds Issued on Primary Market

*Institutionally well diversified investor base by opted for long dated EUR bond issuances (pension funds, insurance companies, fund managers etc...)*

**Distribution by Investor Type**



**Geographic Distribution**



# Republic of Slovenia Contributions to EU Financial Assistance Programmes



## Republic of Slovenia Contributions to EU Financial Assistance Programmes

| Programme  | 2015<br>EUR<br>(m) | 2016<br>EUR<br>(m) | 2017<br>EUR<br>(m) | 2018<br>EUR<br>(m) | 2019<br>EUR<br>(m) | 2020<br>EUR<br>(m) | 2021<br>EUR<br>(m) | 2022<br>EUR<br>(m) | 2023<br>EUR<br>(m) | 2q2024<br>EUR<br>(m) |
|--|--------------------|--------------------|--------------------|--------------------|--------------------|--------------------|--------------------|--------------------|--------------------|----------------------|
| <b>EFSF<sup>(1)</sup></b>                              | 891.6              | 891.6              | 891.6              | 891.6              | 881.5              | 881.5              | 881,5              | 881,5              | 872,8              | 865,6                |
| <b>ESM<sup>(2)</sup></b>                               | 342.1              | 342.1              | 342.1              | 342.1              | 376.9              | 376.8              | 376,2              | 376,2              | 375,9              | 375,9                |
| <b>GREECE (LFA<sup>(3)</sup>)</b>                      | 263.7              | 263.7              | 263.7              | 263.7              | 263.7              | 260.2              | 249,9              | 223,6              | 197,2              | 197,2                |
| <b>Total<br/>(part of General<br/>Government Debt)</b> | <b>1,497.4</b>     | <b>1,497.4</b>     | <b>1,497.4</b>     | <b>1,497.4</b>     | <b>1,522.1</b>     | <b>1,518.6</b>     | <b>1,507.7</b>     | <b>1,481.3</b>     | <b>1,445.9</b>     | <b>1,438.8</b>       |
| <b>% of GDP</b>  | <b>3.9</b>         | <b>3.7</b>         | <b>3.5</b>         | <b>3.3</b>         | <b>3.2</b>         | <b>3.2</b>         | <b>2.9</b>         | <b>2.6</b>         | <b>2.3</b>         | <b>2.2</b>           |

1. European Financial Stability Facility
2. European Stability Mechanism
3. Loan Facility Agreement

*Republic of Slovenia contributions to EFSF, ESM and Greece were EUR 1.4 bn as end of 2q2024 which represents 2.2% of GDP*

Source: Ministry of Finance, Data as at 25.11.2024





## 2025 State Budget Financing Programme

*Central Government financing operations will take into consideration meeting **the target level of the General Government debt at the end of 2025 of 65.4% of GDP***

| 2025 Central Government Budget Financing Needs (- I. - II. + III. - IV. + V.= VI.) | EUR 4.58bn |
|--|------------|
| I. Deficit of Balance A  | 1.87       |
| II. Deficit of Balance B (Lending and Repayment Account)                           | 0.46       |
| III. Change (reduction) of the state budget cash position                          | 0.60       |
| IV. Debt redemption in 2025  | 2.85       |
| V. Prefinancing executed in 2024 and privatisation proceeds                        | 0.00       |
| VI. Central Government Budget Financing Needs for 2025                             | 4.58       |

| Estimated Central Government Budget Debt Principal Repayments in 2026 and 2027 | EUR 6.26 bn |
|--|-------------|
| Central Government budget debt principal repayments in 2026                    | 2.60        |
| Central Government budget debt principal repayments in 2027                    | 3.66        |

Source: Ministry of Finance, 2.12.2024





# Agenda

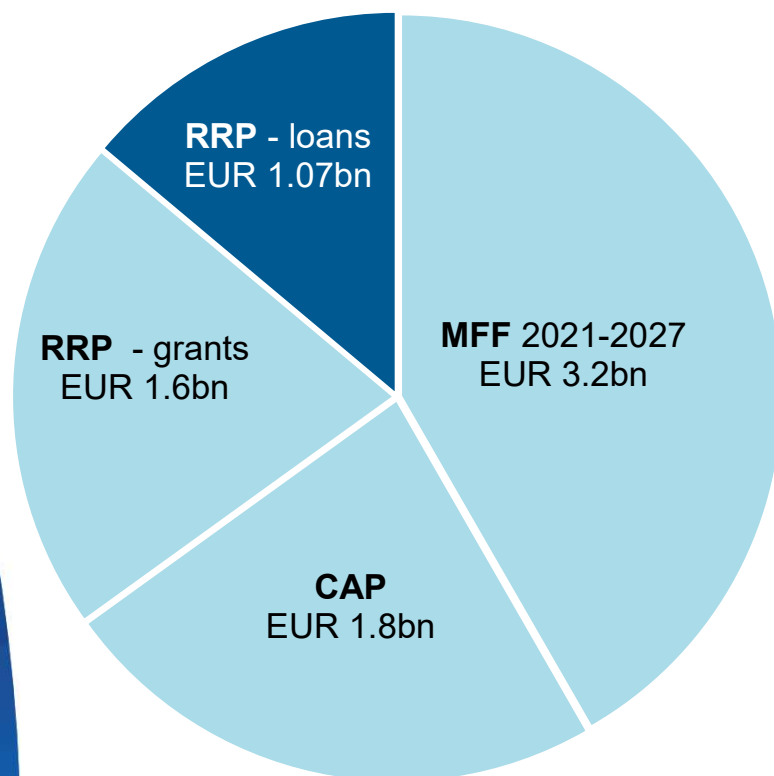
---

- Country Overview
- Government Account
- Business Environment and Robust Banking System
- Economic Performance
- Debt Profile Characteristics
- **Recovery and Resilience Plan**
- Sustainability Bond Framework
- Inaugural digital bond





# Funds From EU Funding Mechanisms Available to Slovenia by 2030



- Grants Total: EUR 6.6bn
- Loans: EUR 1.07bn

**Total funds from EU financial perspective 2021-2027 amounted EUR 7.7bn**

Between 2017-2023, EUR 5.6bn was allocated to the Republic of Slovenia by various EU programmes. During the same period, EUR 5.4bn of allocated funds in the state budget were utilised

*CAP – Common Agricultural Policy, MMF – Multiannual Financial Framework, RRP – Recovery and Resilience Plan*

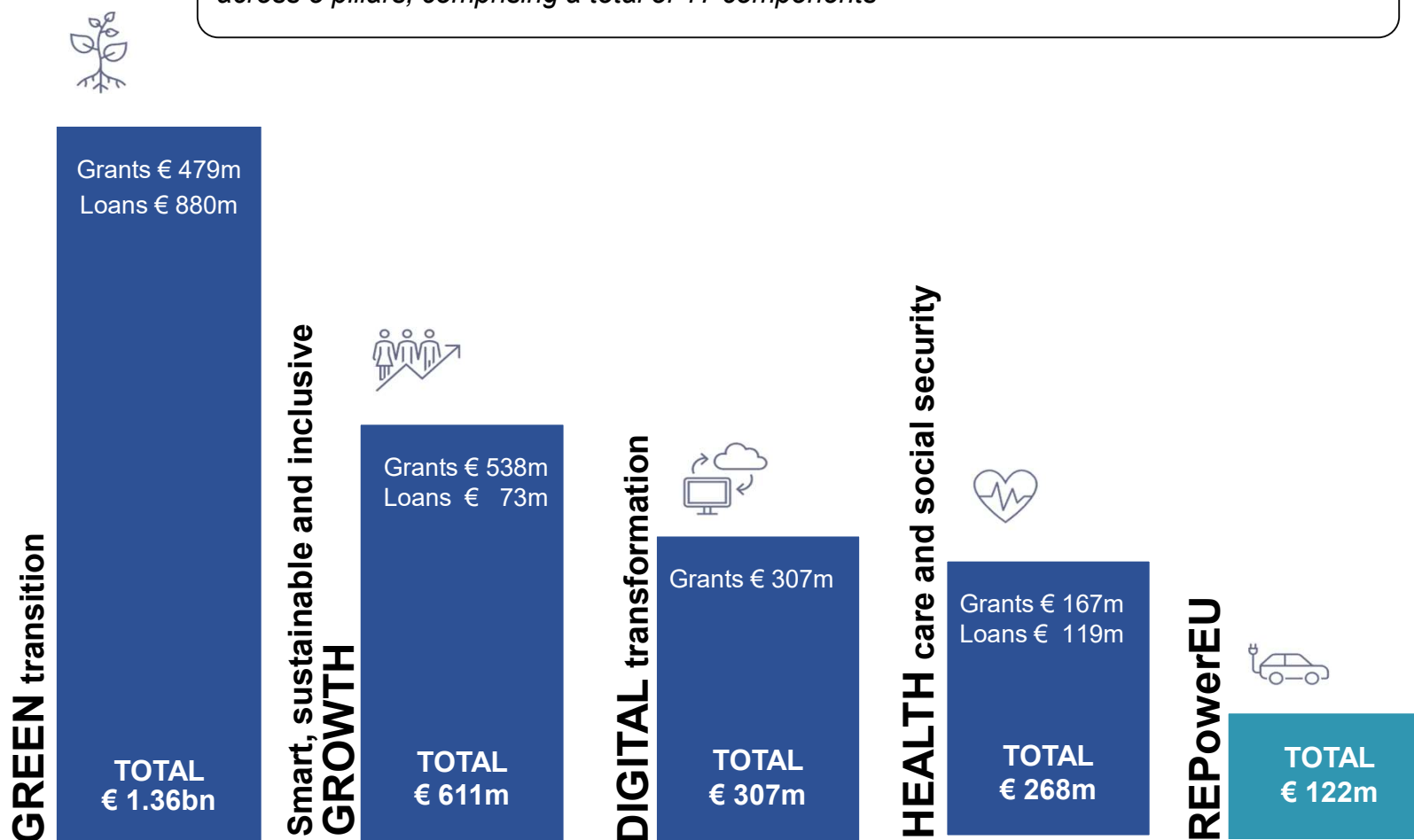


Source: Ministry of Finance, Office of the Republic of Slovenia for Recovery and Resilience, 29.11.2024



# Recovery and Resilience Plan – EU NGEU

Slovenia will distribute EU funds from the Slovenian Recovery and Resilience Plan (RRP) across 5 pillars, comprising a total of 17 components



Source: Ministry of Finance, Office of the Republic of Slovenia for Recovery and Resilience, 29.11.2024



## RRP Implementation: Key Investments 2021-2026

*On October 17, 2023, the Council of the EU adopted the amendment to the RRP with the new REPowerEU chapter to accelerate the transition to clean energy, diversifying energy supply and improve energy efficiency*

### Infrastructure Projects

- Flood safety (€ 265m)
- Railway infrastructure (€ 701m)
- Education infrastructure (€ 113m)
- Electricity distribution network and electricity production from renewable sources (€ 130m)

### Digitalisation Projects

- Digitalisation of education (€ 64m) and health systems (€ 83m)
- Digitalisation of public sector and public administration (€ 62m)

### Improving Energy Efficiency of Buildings

- Upgrading of clinics for infectious diseases (UKC Maribor and UKC Ljubljana) (€ 70m)
- Energy renovation of public sector buildings (€ 88m)
- Construction of public rental housing (€ 60m)
- Construction of homes for elderly citizens (€ 59m)

### REPowerEU

- Energy efficient restructuring of district heating systems with the use of renewable sources (€ 20m)
- Energy efficiency and decarbonisation of the economy (€ 42m)
- Strengthening the electricity distribution network (€ 20m)
- Promoting the deployment of alternative fuels infrastructure in transport (€ 40m)







## Three years of the RRP in figures

*Slovenia has submitted three payment requests to date, and the Plan underwent its first transformation last autumn.*

### PROJECTS

- upgrade and equip **2 railway lines** and renovate **2 railway stations**
- complete **7 municipal drinking water supply and saving projects**, and 9 urban wastewater collection and treatment projects,
- **provide permanent employment** to more than **700 young people**,
- create 20 consortia of companies that have developed their own **digital development strategies** provide 204 public research and education institutions with an fibre optic connection above 1 Gbps and set up 40 long-distance **fibre optic connections** at 100 Gbps linking the data hubs of public research institutions, provide 16 educational institutions with 36 **robotic arms**, which will enable students to acquire additional skills for the careers of the future,
- provide more than in 12 locations across the country) **600 additional public rental or sheltered housing units**
- A number of other activities were also carried out to support the digital and green transition. Over **1000 projects have been completed, are underway or are about to be implemented.**

### REFORMS

- **Out of a total of 36 planned reform measures, 15 have been implemented.** As part of the reform measures, a number of strategic documents and legal acts have been drafted and adopted to improve and strengthen the country's subsystems.





## RRP Milestones & Envisaged Draw Down

- The government has **submitted** 3 payment requests to Brussels to date, i.e. for 4 instalments of grants and 2 of loans (64 milestones and targets in total).
- Slovenia has to date **received** EUR 841m, of which EUR 531m of grants and EUR 310m of loans.
- On the other hand, **the state budget has already paid** half a billion euros to the final recipients or project sponsors for the activities carried out.



### RRP Envisaged Draw Down

| RRF               | 2021          | 2022          | 2023          | 2024          | 2025          | 2026            | Total           |
|-------------------|---------------|---------------|---------------|---------------|---------------|-----------------|-----------------|
| Grants<br>EUR (m) | 113.25        | 117.75        | 80.75         | 314.57        | 484.40        | 502.80          | <b>1,613.52</b> |
| Loans<br>EUR (m)  | 0.00          | 0.00          | 310.09        | 116.10        | 0.00          | 646.18          | <b>1,072.37</b> |
| <b>Total</b>      | <b>113.25</b> | <b>117.75</b> | <b>390.84</b> | <b>430.67</b> | <b>484.40</b> | <b>1,148.98</b> | <b>2,685.89</b> |

\* REPowerEU funds in the amount of EUR 122m are included in grants.

Source: Ministry of Finance, Office of the Republic of Slovenia for Recovery and Resilience, 29.11.2024





# Agenda

---

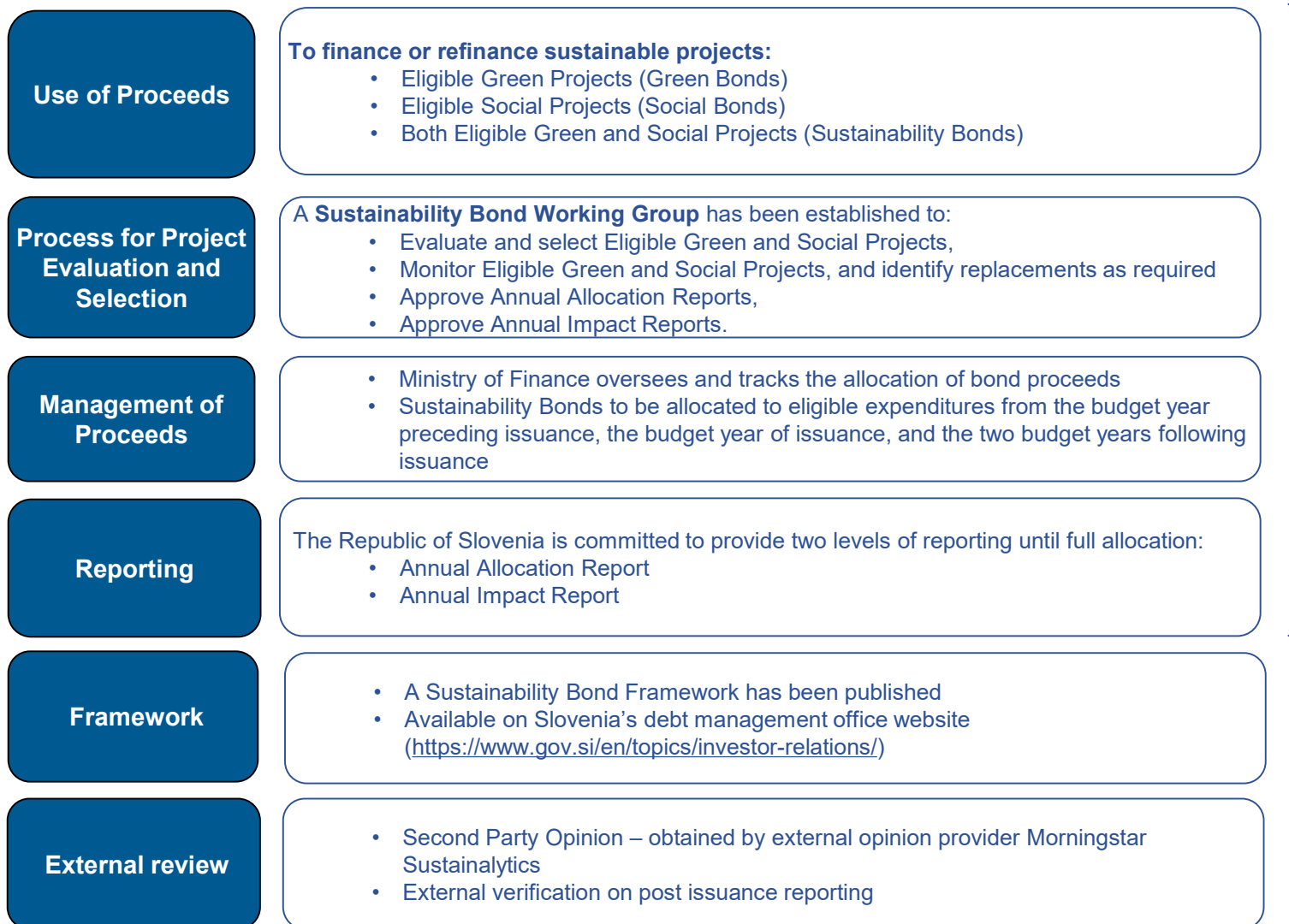
- Country Overview
- Government Account
- Business Environment and Robust Banking System
- Economic Performance
- Debt Profile Characteristics
- Recovery and Resilience Plan
- **Sustainability Bond Framework**
- Inaugural digital bond





# Sustainability Bond Framework Structure

Slovenia's Sustainability Bond Framework is aligned with Green Bond Principles 2021, Social Bond Principles 2021 and the Sustainability Bond Guidelines 2021.





# Sustainability Bond Framework

## Use of Proceeds

### Issuance types

- Slovenia may issue **Green, Social and/or Sustainability Bonds**, where an amount equal to the net proceeds will be exclusively used to (re)finance eligible expenditures falling within, respectively, the Eligible Green categories, the Eligible Social categories, or both the Eligible Green and Social categories

#### Eligible **Green** categories:

1. Low carbon transport
2. Energy efficiency
3. Sustainable environmental management
4. Climate change adaptation

#### Eligible **Social** categories:

1. Access to essential services – Education
2. Access to essential services – Healthcare
3. Access to essential services – Social inclusion
4. Employment generation and socioeconomic advancement and empowerment

### Expenditure exclusion criteria

- Expenditures already financed via a dedicated funding source, in order to avoid any “double counting”,
- Expenditures that support or promote the following activities:
  - Burning of fossil fuel for power generation and transportation
  - Rail infrastructure dedicated for transportation of fossil fuels
  - Nuclear power generation
  - Weapons, tobacco, gaming, or palm oil industries.



# Sustainability Bond Framework

## Management of Proceeds



### Bond Proceeds

- Management of proceeds and preparation of reports will be the Ministry of Finance's responsibility
  - Allocation of proceeds within 2 budget years after the budget year of issuance, on a best efforts basis
  - The unallocated proceeds temporarily held in State Budget Account
  - Treasury Directorate and Budget Directorate oversee the full allocation and track expenditures - based on the public accounting rules
- **Payment of principal and interest** will be made from the State Budget Account and will not be conditional on the selection or performance of the Eligible Green and Social Projects. Accordingly, investors in SSSBs will not bear any project related risks in respect of Eligible Green and/or Social Projects. SSSBs will rank pari passu with each other and with other Slovenian Government Bonds.





# Sustainability Bond Framework

## Second Party Opinion

*The Slovenian Sovereign Sustainability Bond Framework is credible and impactful and aligns with the Sustainability Bond Guidelines 2021, Green Bond Principles 2021 and Social Bond Principles 2021.*

USE OF  
PROCEEDS



PROJECT  
EVALUATION AND  
SELECTION



MANAGEMENT  
OF PROCEEDS



REPORTING



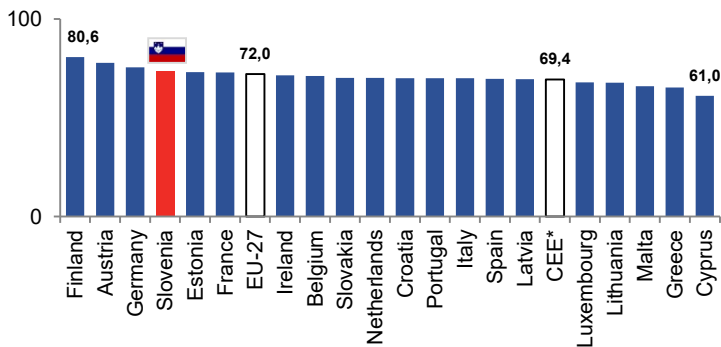
**The Framework's four green use of proceeds categories, which map to 12 economic activities in the EU taxonomy, are aligned with the applicable TSC of the EU Taxonomy.**





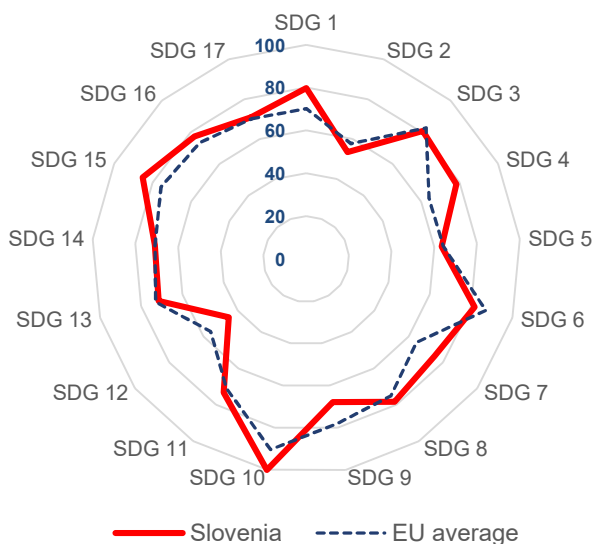
# SDG Dashboards and Trends for Slovenia 2023/24

## SDG Index Score (100 (best) to 0 (worst))



\*Central and Eastern Europe (CEE)  
Source: dashboards.sdindex.org, 29.11.2024

## Average performance by SDG



Source: UNSDSN, Europe Sustainable Development Report 2023/24, 29.11.2024

Overall Performance: **8/34** European countries\*  
Country score: **73.7**

### PEOPLE



### PLANET



### PROSPERITY



### PEACE



### PARTNERSHIP



- Major challenges (red square)
- Significant challenges (orange square)
- Challenges remain (yellow square)
- SDG achieved (green square)
- Decreasing (red down arrow)
- Stagnating (orange right arrow)
- Moderately improving (yellow up arrow)
- On track or maintaining SDG achievement (green up arrow)

\* The Europe Sustainable Development Report 2023/24 is the 5th edition of independent quantitative report on the progress of the European Union, EFTA countries, the UK and candidate countries towards Sustainable Development Goals (SDGs). The data work was conducted between August and October 2023.





# Agenda

---

- Country Overview
- Government Account
- Business Environment and Robust Banking System
- Economic Performance
- Debt Profile Characteristics
- Recovery and Resilience Plan
- Sustainability Bond Framework
- **Inaugural digital bond**





# Inaugural digital bond Details

## Details

On 25 July 2024, the Republic of Slovenia has issued the inaugural digital bond. The landmark transaction is the **first such transaction of an EU sovereign**, and one of the first sovereigns worldwide.

**Issuance:** 25 July 2024

**Maturity:** 25 November 2024

**Nominal size:** EUR 30m

**Coupon:** 3.65% p.a.; one full quarterly and one partial quarterly coupon

Issued on private and permissioned **CANTON** blockchain and administered by **BNP Paribas** via proprietary **Neobonds platform**.

- Issued in the context of the **ECB** wholesale central bank money settlement experimentation program.
- The settlement of the bond was performed **on-chain with wholesale central bank digital currency** through the Banque de France's (BdF) interoperable and tokenized cash solution (DL3S).

## Neobonds & CANTON

- **Neobonds** is a platform for the issuance, corporate actions and full lifecycle management of securities developed and maintained by BNP Paribas. The functionality of the Neobonds platform brings a different approach to the established practices in custody, trading, settlement and corporate actions of conventional securities.
- **BNP Paribas acts as registrar** (maintaining the book of holders on the Neobonds DLT platform on behalf of the issuer) and paying agent for this transaction. The DLT Bond will not be registered with a Central Securities Depository.
- **CANTON** is a private permissioned blockchain that allows for native smart contracts written in DAML programming language. There are various access levels and optional privacy of transactions.





## Key Takeaways

- **General Government Debt** at 68.4% of GDP in 2023, well below the EA-20 average of 87.4% of GDP. Estimated at 67.5 % GDP end of 2024.
- In 2024, Slovenia has provided **EUR 3.56bn financing** by issuing long-term euro bonds, including JPY50.0bn inaugural dual-tranche Social Samurai bond transaction. Total average weighted issued yield stands at 3.08% with average weighted time to maturity 8.6 years.
- Slovenia has made history by becoming the first European Union member to issue a **sovereign digital bond**. The landmark issuance in July, valued at 30 million euros, represents a significant advancement in using blockchain technology for sovereign debt instruments.
- Smooth **redemption profile**, 27.9% of existing State Budget Debt has a residual maturity of more than 10 years.
- Well **diversified investor base** by opting for long-dated bond issuances (pension funds, insurance companies, asset managers, etc...).
- In the **Q3 2024, real GDP** grew by 1.0% compared to the same period in 2023. According to a flash estimate published by Eurostat, GDP increased by 0.9% y-o-y in the EA-20 and 1.0% in the EU-27.
- **Stable banking sector, capital position** remained sound and liquidity solid (CAR 20.2% and CET1 17.5% end of June 2024).
- **Recent severe flooding** has highlighted the importance of **climate risk mitigation**. The Slovenian government has been proactive in implementing measures to manage and mitigate these risks. One year on, functional and climate-resilient reconstruction will continue in accordance with a programme, which provides for measures until 2028.





**Republic of Slovenia**  
Ministry of Finance

